



Managed Account Summary Statement

For the Month Ending **October 31, 2017**

SAN BERNARDINO COUNTY - 76990800

Transaction Summary - Managed Account

Opening Market Value	\$5,694,200,799.41
Maturities/Calls	(1,669,000,000.00)
Principal Dispositions	0.00
Principal Acquisitions	1,878,396,038.19
Unsettled Trades	0.00
Change in Current Value	(2,677,591.62)
Closing Market Value	\$5,900,919,245.98

Cash Transactions Summary - Managed Account

Maturities/Calls	1,669,481,972.22
Sale Proceeds	0.00
Coupon/Interest/Dividend Income	5,261,999.60
Principal Payments	0.00
Security Purchases	(1,878,821,649.60)
Net Cash Contribution	204,077,677.78
Reconciling Transactions	0.00

Earnings Reconciliation (Cash Basis) - Managed Account

Interest/Dividends/Coupons Received	5,743,971.82
Less Purchased Interest Related to Interest/Coupons	(425,611.41)
Plus Net Realized Gains/Losses	816,011.66
Total Cash Basis Earnings	\$6,134,372.07

Cash Balance

Closing Cash Balance **\$0.00**

Earnings Reconciliation (Accrual Basis)

	Total
Ending Amortized Value of Securities	5,912,444,275.25
Ending Accrued Interest	13,560,379.87
Plus Proceeds from Sales	0.00
Plus Proceeds of Maturities/Calls/Principal Payments	1,669,481,972.22
Plus Coupons/Dividends Received	5,261,999.60
Less Cost of New Purchases	(1,878,821,649.60)
Less Beginning Amortized Value of Securities	(5,702,221,214.73)
Less Beginning Accrued Interest	(13,592,815.19)
Total Accrual Basis Earnings	\$6,112,947.42



Portfolio Summary and Statistics

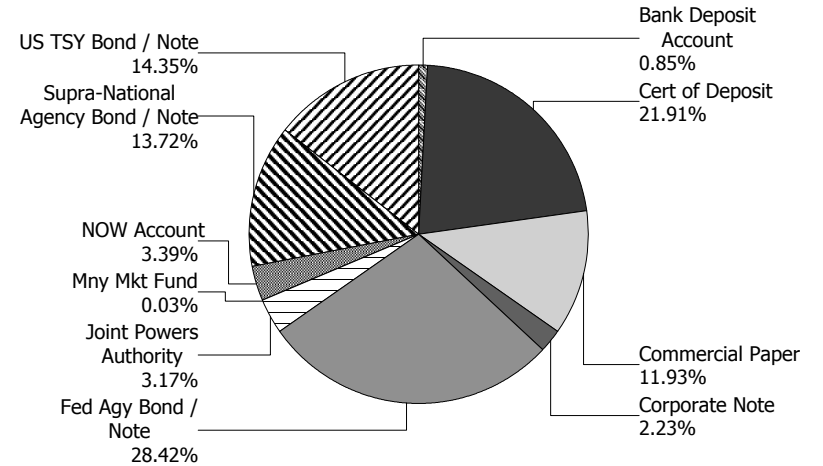
For the Month Ending **October 31, 2017**

SAN BERNARDINO COUNTY - 76990800

Account Summary

Description	Par Value	Market Value	Percent
U.S. Treasury Bond / Note	850,000,000.00	846,679,625.00	14.35
Supra-National Agency Bond / Note	815,000,000.00	809,763,045.00	13.72
NOW Account	200,000,000.00	200,000,000.00	3.39
Money Market Fund	2,000,000.00	2,000,000.00	0.03
Joint Powers Authority	187,000,000.00	187,000,000.00	3.17
Federal Agency Bond / Note	1,683,672,000.00	1,676,994,722.98	28.42
Corporate Note	132,000,000.00	131,715,082.00	2.23
Commercial Paper	705,000,000.00	703,857,379.00	11.93
Certificate of Deposit	1,293,000,000.00	1,292,909,392.00	21.91
Bank Deposit Account	50,000,000.00	50,000,000.00	0.85
Managed Account Sub-Total	5,917,672,000.00	5,900,919,245.98	100.00%
Accrued Interest		13,560,379.87	
Total Portfolio	5,917,672,000.00	5,914,479,625.85	

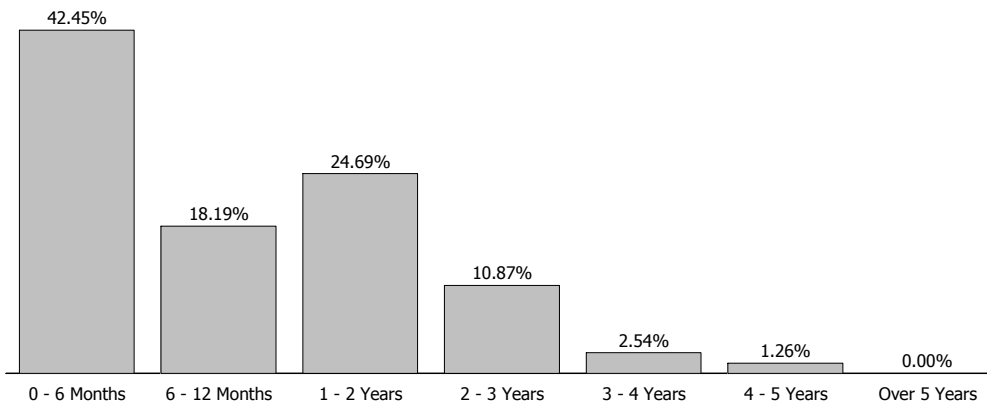
Sector Allocation



Unsettled Trades

0.00 0.00

Maturity Distribution



Characteristics

Yield to Maturity at Cost	1.29%
Yield to Maturity at Market	1.45%
Duration to Worst	0.98
Weighted Average Days to Maturity	365



Managed Account Issuer Summary

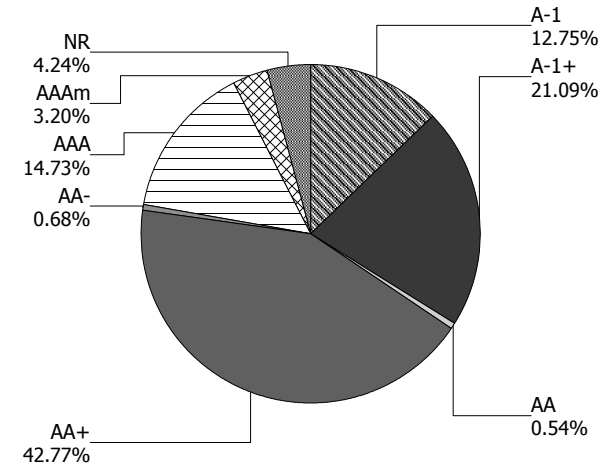
For the Month Ending **October 31, 2017**

SAN BERNARDINO COUNTY - 76990800

Issuer Summary

Issuer	Market Value of Holdings	Percent
BANK OF MONTREAL	149,968,976.50	2.54
BANK OF NOVA SCOTIA	74,968,470.00	1.27
BANK OF THE WEST	200,000,000.00	3.39
BERKSHIRE HATHAWAY INC	24,977,015.00	0.42
BNP PARIBAS	29,935,740.00	0.51
BPCE GROUP	57,998,144.00	0.98
CAMP	187,000,000.00	3.17
CBA NY	99,960,500.00	1.69
FANNIE MAE	353,245,723.48	5.99
FEDERAL FARM CREDIT BANKS	249,473,275.00	4.23
FEDERAL HOME LOAN BANKS	607,775,325.00	10.30
FEDERATED GOVT OBLIGATIONS FUNDS	1,000,000.00	0.02
FIDELITY TREASURY MF	1,000,000.00	0.02
FREDDIE MAC	466,500,399.50	7.91
GENERAL ELECTRIC CO	74,823,500.00	1.27
HONDA MOTOR CO., LTD	44,923,815.00	0.76
INTER-AMERICAN DEVELOPMENT BANK	223,198,000.00	3.78
INTL BANK OF RECONSTRUCTION AND DEV	586,565,045.00	9.94
JP MORGAN CHASE & CO	149,626,700.00	2.54
MICROSOFT CORP	59,735,955.00	1.01
MITSUBISHI UFJ FINANCIAL GROUP INC	169,937,470.00	2.88
NORDEA BANK AB	134,939,038.20	2.29
RABOBANK NEDERLAND	74,988,485.00	1.27
ROYAL BANK OF CANADA	125,037,800.00	2.12
STONECASTLE FICA	50,000,000.00	0.85
SVENSKA HANDELSBANKEN AB	75,000,227.50	1.27
SWEDBANK AB	49,988,849.00	0.85
TORONTO-DOMINION BANK	149,977,179.00	2.54
TOYOTA MOTOR CORP	176,612,010.00	2.99
UNITED STATES TREASURY	846,679,625.00	14.34
US BANCORP	247,990,076.80	4.20
WAL-MART STORES INC	6,998,152.00	0.12

Credit Quality (S&P Ratings)





Managed Account Issuer Summary

For the Month Ending **October 31, 2017**

SAN BERNARDINO COUNTY - 76990800

<u>Issuer</u>	<u>Market Value of Holdings</u>	<u>Percent</u>
WESTPAC BANKING CORP	150,093,750.00	2.54
Total	\$5,900,919,245.98	100.00%



Managed Account Detail of Securities Held

For the Month Ending **October 31, 2017**

SAN BERNARDINO COUNTY - 76990800

Security Type/Description Dated Date/Coupon/Maturity	CUSIP	Par	S&P Rating	Moody's Rating	Trade Date	Settle Date	Original Cost	YTM at Cost	Accrued Interest	Amortized Cost	Market Value
U.S. Treasury Bond / Note											
US TREASURY NOTES DTD 11/30/2012 0.625% 11/30/2017	912828UA6	25,000,000.00	AA+	Aaa	11/05/15	11/06/15	24,867,187.50	0.89	65,744.54	24,994,870.75	24,990,150.00
US TREASURY NOTES DTD 02/29/2012 1.375% 02/28/2019	912828SH4	25,000,000.00	AA+	Aaa	11/18/15	11/19/15	25,046,875.00	1.32	58,874.31	25,019,282.75	24,954,100.00
US TREASURY NOTES DTD 02/28/2014 1.500% 02/28/2019	912828C24	50,000,000.00	AA+	Aaa	10/27/16	10/28/16	50,607,421.88	0.97	128,453.04	50,346,681.50	49,986,350.00
US TREASURY NOTES DTD 03/31/2014 1.625% 03/31/2019	912828C65	25,000,000.00	AA+	Aaa	11/12/15	11/13/15	25,210,937.50	1.37	35,714.29	25,089,352.75	25,032,225.00
US TREASURY NOTES DTD 04/15/2016 0.875% 04/15/2019	912828Q52	25,000,000.00	AA+	Aaa	09/26/17	09/27/17	24,797,851.56	1.40	10,216.35	24,810,287.50	24,760,750.00
UNITED STATES TREASURY NOTES DTD 05/31/2017 1.250% 05/31/2019	912828XS4	25,000,000.00	AA+	Aaa	06/14/17	06/15/17	24,977,539.06	1.30	131,489.07	24,981,875.50	24,885,750.00
UNITED STATES TREASURY NOTES DTD 05/31/2017 1.250% 05/31/2019	912828XS4	25,000,000.00	AA+	Aaa	09/26/17	09/27/17	24,934,670.31	1.41	131,489.07	24,938,422.50	24,885,750.00
US TREASURY NOTES DTD 05/31/2012 1.125% 05/31/2019	912828SX9	50,000,000.00	AA+	Aaa	03/28/17	03/29/17	49,800,781.25	1.31	236,680.33	49,854,833.00	49,679,700.00
US TREASURY NOTES DTD 06/15/2016 0.875% 06/15/2019	912828R85	25,000,000.00	AA+	Aaa	12/20/16	12/21/16	24,660,156.25	1.43	83,077.19	24,776,977.25	24,725,575.00
US TREASURY NOTES DTD 07/02/2012 1.000% 06/30/2019	912828TC4	50,000,000.00	AA+	Aaa	03/28/17	03/29/17	49,630,859.38	1.33	168,478.26	49,727,134.00	49,542,950.00
US TREASURY NOTES DTD 06/30/2014 1.625% 06/30/2019	912828WS5	50,000,000.00	AA+	Aaa	06/29/17	06/30/17	50,244,140.63	1.38	273,777.17	50,203,430.50	50,039,050.00
US TREASURY NOTES DTD 06/30/2014 1.625% 06/30/2019	912828WS5	50,000,000.00	AA+	Aaa	07/03/17	07/05/17	50,210,937.50	1.41	273,777.17	50,176,978.50	50,039,050.00
US TREASURY N/B DTD 09/15/2016 0.875% 09/15/2019	912828G4	25,000,000.00	AA+	Aaa	09/20/17	09/21/17	24,721,679.69	1.45	28,401.24	24,737,403.50	24,673,825.00
US TREASURY NOTES DTD 10/31/2014 1.500% 10/31/2019	912828F62	25,000,000.00	AA+	Aaa	12/20/16	12/21/16	24,968,750.00	1.54	1,035.91	24,978,128.75	24,952,150.00



Managed Account Detail of Securities Held

For the Month Ending **October 31, 2017**

SAN BERNARDINO COUNTY - 76990800

Security Type/Description Dated Date/Coupon/Maturity	CUSIP	Par	S&P Rating	Moody's Rating	Trade Date	Settle Date	Original Cost	YTM at Cost	Accrued Interest	Amortized Cost	Market Value
U.S. Treasury Bond / Note											
US TREASURY NOTES DTD 11/30/2012 1.000% 11/30/2019	912828UB4	25,000,000.00	AA+	Aaa	11/10/16	11/14/16	24,900,390.63	1.13	105,191.26	24,931,609.75	24,688,475.00
US TREASURY N/B DTD 12/15/2016 1.375% 12/15/2019	912828U73	25,000,000.00	AA+	Aaa	09/26/17	09/27/17	24,948,242.19	1.47	130,549.86	24,950,505.25	24,873,050.00
US TREASURY NOTES DTD 03/02/2015 1.375% 02/29/2020	912828J50	25,000,000.00	AA+	Aaa	02/01/17	02/02/17	24,858,398.44	1.56	58,874.31	24,892,116.75	24,836,925.00
US TREASURY NOTES DTD 04/30/2015 1.375% 04/30/2020	912828K58	50,000,000.00	AA+	Aaa	01/06/17	01/09/17	49,675,781.25	1.58	1,899.17	49,753,838.00	49,626,950.00
US TREASURY NOTES DTD 08/16/2010 2.625% 08/15/2020	912828NT3	25,000,000.00	AA+	Aaa	12/20/16	12/21/16	25,721,679.69	1.80	139,096.47	25,555,309.50	25,618,175.00
US TREASURY NOTES DTD 10/31/2013 1.750% 10/31/2020	912828WC0	50,000,000.00	AA+	Aaa	10/25/17	10/26/17	49,996,093.75	1.75	2,417.13	49,996,165.00	50,013,650.00
US TREASURY NOTES DTD 11/30/2015 1.625% 11/30/2020	912828M98	25,000,000.00	AA+	Aaa	12/20/16	12/21/16	24,755,859.38	1.88	170,935.79	24,807,871.75	24,900,400.00
US TREASURY NOTES DTD 05/31/2016 1.375% 05/31/2021	912828R77	25,000,000.00	AA+	Aaa	12/20/16	12/21/16	24,334,960.94	2.00	144,637.98	24,459,719.00	24,600,575.00
US TREASURY NOTES DTD 06/02/2014 2.000% 05/31/2021	912828WN6	50,000,000.00	AA+	Aaa	12/02/16	12/05/16	50,447,265.63	1.79	420,765.03	50,359,720.00	50,275,400.00
US TREASURY NOTES DTD 12/01/2014 1.875% 11/30/2021	912828G53	25,000,000.00	AA+	Aaa	12/20/16	12/21/16	24,734,375.00	2.10	197,233.61	24,778,926.75	24,983,400.00
US TREASURY NOTES DTD 02/02/2015 1.500% 01/31/2022	912828H86	50,000,000.00	AA+	Aaa	02/15/17	02/16/17	48,779,296.88	2.02	189,538.04	48,946,737.50	49,115,250.00
Security Type Sub-Total		850,000,000.00					847,832,131.29	1.50	3,188,346.59	848,068,178.00	846,679,625.00

Supra-National Agency Bond / Note											
INTL BANK OF RECON AND DEV GLOBAL NOTES DTD 06/23/2015 1.000% 11/15/2017	459058EM1	25,000,000.00	AAA	Aaa	06/16/15	06/23/15	24,997,750.00	1.00	115,277.78	24,999,962.25	24,998,250.00



Managed Account Detail of Securities Held

For the Month Ending **October 31, 2017**

SAN BERNARDINO COUNTY - 76990800

Security Type/Description Dated Date/Coupon/Maturity	CUSIP	Par	S&P Rating	Moody's Rating	Trade Date	Settle Date	Original Cost	YTM at Cost	Accrued Interest	Amortized Cost	Market Value
Supra-National Agency Bond / Note											
INTL BANK OF RECON AND DEV GLOBAL NOTES DTD 04/10/2014 1.375% 04/10/2018	459058DN0	25,000,000.00	AAA	Aaa	03/04/16	03/09/16	25,140,000.00	1.10	20,052.08	25,029,913.75	24,983,800.00
INTL BANK OF RECON AND DEV GLOBAL NOTES DTD 04/30/2015 1.000% 06/15/2018	459058EJ8	25,000,000.00	AAA	Aaa	12/17/15	12/22/15	24,798,450.00	1.33	94,444.44	24,948,847.25	24,933,075.00
INTL BANK OF RECON AND DEV GLOBAL NOTES DTD 04/30/2015 1.000% 06/15/2018	459058EJ8	25,000,000.00	AAA	Aaa	12/17/15	12/22/15	24,798,500.00	1.33	94,444.44	24,948,860.00	24,933,075.00
INTL BANK OF RECON AND DEV GLOBAL NOTES DTD 04/30/2015 1.000% 06/15/2018	459058EJ8	40,000,000.00	AAA	Aaa	05/18/16	05/23/16	40,008,400.00	0.99	151,111.11	40,002,569.20	39,892,920.00
INTL BANK OF RECON AND DEV GLOBAL NOTES DTD 04/30/2015 1.000% 06/15/2018	459058EJ8	50,000,000.00	AAA	Aaa	04/22/15	04/30/15	49,914,500.00	1.06	188,888.89	49,982,733.00	49,866,150.00
INTL BANK OF RECON AND DEV SN NOTES DTD 04/19/2016 0.875% 07/19/2018	459058FE8	25,000,000.00	AAA	Aaa	05/19/16	05/24/16	24,889,806.75	1.08	61,979.17	24,963,039.25	24,892,800.00
INTL BANK OF RECON AND DEV SN NOTES DTD 04/19/2016 0.875% 07/19/2018	459058FE8	50,000,000.00	AAA	Aaa	04/12/16	04/19/16	49,911,500.00	0.95	123,958.33	49,971,575.00	49,785,600.00
INTER-AMERICAN DEVELOPMENT BANK DTD 08/24/2011 1.750% 08/24/2018	4581X0BR8	25,000,000.00	AAA	Aaa	05/31/16	06/03/16	25,370,589.25	1.07	81,423.61	25,136,585.25	25,047,000.00
INTL BANK OF RECON AND DEV GLOBAL NOTES DTD 10/07/2015 1.000% 10/05/2018	459058ER0	50,000,000.00	AAA	Aaa	09/30/15	10/07/15	49,915,000.00	1.06	36,111.11	49,973,379.00	49,776,750.00
INTL BK OF REC & DEV NOTE (EX-CALLABLE) DTD 04/26/2016 1.250% 04/26/2019	459058FC2	25,000,000.00	AAA	Aaa	04/21/16	04/26/16	24,947,500.00	1.32	4,340.28	24,973,734.50	24,846,900.00
INTER-AMERICAN DEVELOPMENT BANK DTD 04/12/2016 1.000% 05/13/2019	458182DX7	25,000,000.00	AAA	Aaa	05/24/16	05/27/16	24,842,875.00	1.22	116,666.67	24,917,951.75	24,744,625.00



Managed Account Detail of Securities Held

For the Month Ending **October 31, 2017**

SAN BERNARDINO COUNTY - 76990800

Security Type/Description Dated Date/Coupon/Maturity	CUSIP	Par	S&P Rating	Moody's Rating	Trade Date	Settle Date	Original Cost	YTM at Cost	Accrued Interest	Amortized Cost	Market Value
Supra-National Agency Bond / Note											
INTER-AMERICAN DEVELOPMENT BANK DTD 04/12/2016 1.000% 05/13/2019	458182DX7	100,000,000.00	AAA	Aaa	04/05/16	04/12/16	99,700,000.00	1.10	466,666.67	99,849,587.00	98,978,500.00
INTL BANK OF RECON AND DEV DTD 01/25/2016 1.430% 07/25/2019	45905UUV4	50,000,000.00	AAA	Aaa	01/13/16	01/25/16	50,000,000.00	1.43	190,666.67	50,000,000.00	49,596,000.00
INTL BANK OF RECON AND DEV GLOBAL NOTES DTD 01/28/2016 1.250% 07/26/2019	459058EV1	25,000,000.00	AAA	Aaa	01/21/16	01/28/16	24,879,250.00	1.39	82,465.28	24,939,289.25	24,810,375.00
INTL BANK OF RECON AND DEV SN NOTE DTD 07/13/2016 0.875% 08/15/2019	459058FK4	50,000,000.00	AAA	Aaa	07/08/16	07/13/16	49,907,500.00	0.94	92,361.11	49,946,070.00	49,270,500.00
INTER-AMERICAN DEVELOPMENT BANK DTD 10/15/2015 1.250% 10/15/2019	4581X0CR7	25,000,000.00	AAA	Aaa	12/02/15	12/07/15	24,651,000.00	1.62	13,888.89	24,820,346.50	24,766,925.00
INTER-AMERICAN DEVELOPMENT BANK DTD 10/15/2015 1.250% 10/15/2019	4581X0CR7	25,000,000.00	AAA	Aaa	03/16/16	03/21/16	24,746,000.00	1.54	13,888.89	24,859,061.25	24,766,925.00
INTL BANK OF RECON AND DEV GLOBAL NOTES DTD 10/27/2016 1.125% 11/27/2019	459058FS7	50,000,000.00	AAA	Aaa	10/20/16	10/27/16	49,894,500.00	1.20	240,625.00	49,928,598.00	49,367,300.00
INTL BANK OF RECON AND DEV GLOBAL NOTES DTD 03/30/2016 1.375% 03/30/2020	459058FA6	25,000,000.00	AAA	Aaa	03/23/16	03/30/16	24,923,500.00	1.45	29,600.69	24,953,310.00	24,728,075.00
INTL BK RECON & DEVELOP NOTES DTD 03/21/2017 1.875% 04/21/2020	459058FZ1	25,000,000.00	AAA	Aaa	03/14/17	03/21/17	24,978,250.00	1.90	13,020.83	24,982,633.75	25,036,750.00
INTER-AMERICAN DEVEL BK NOTE DTD 04/12/2017 1.625% 05/12/2020	4581X0CX4	25,000,000.00	AAA	Aaa	04/05/17	04/12/17	24,940,750.00	1.70	224,565.97	24,951,276.50	24,894,025.00
INTL BANK OF RECON AND DEV GLOBAL NOTES DTD 08/29/2017 1.625% 09/04/2020	459058GA5	25,000,000.00	AAA	Aaa	08/22/17	08/29/17	24,994,750.00	1.63	69,965.28	24,995,050.50	24,846,725.00
Security Type Sub-Total		815,000,000.00					813,150,371.00	1.23	2,526,413.19	814,074,372.95	809,763,045.00

NOW Account



Managed Account Detail of Securities Held

For the Month Ending **October 31, 2017**

SAN BERNARDINO COUNTY - 76990800

Security Type/Description Dated Date/Coupon/Maturity	CUSIP	Par	S&P Rating	Moody's Rating	Trade Date	Settle Date	Original Cost	YTM at Cost	Accrued Interest	Amortized Cost	Market Value
NOW Account											
BANK OF THE WEST MONEY MARKET FUND	BKOFWEST7	15,000,000.00	NR	NR	11/21/16	11/21/16	15,000,000.00	1.23	0.00	15,000,000.00	15,000,000.00
BANK OF THE WEST MONEY MARKET FUND	BKOFWEST7	20,000,000.00	NR	NR	09/22/17	09/22/17	20,000,000.00	1.23	0.00	20,000,000.00	20,000,000.00
BANK OF THE WEST MONEY MARKET FUND	BKOFWEST7	35,000,000.00	NR	NR	12/08/16	12/08/16	35,000,000.00	1.23	0.00	35,000,000.00	35,000,000.00
BANK OF THE WEST MONEY MARKET FUND	BKOFWEST7	50,000,000.00	NR	NR	11/28/16	11/28/16	50,000,000.00	1.23	0.00	50,000,000.00	50,000,000.00
BANK OF THE WEST MONEY MARKET FUND	BKOFWEST7	80,000,000.00	NR	NR	05/30/17	05/30/17	80,000,000.00	1.23	0.00	80,000,000.00	80,000,000.00
Security Type Sub-Total		200,000,000.00					200,000,000.00	1.23	0.00	200,000,000.00	200,000,000.00
Money Market Fund											
FIDELITY GOV'T MM FUND 2642	31607A703	1,000,000.00	AAAm	Aaa	10/27/16	10/27/16	1,000,000.00	0.92	0.00	1,000,000.00	1,000,000.00
FEDERATED GOVT OBLIGATIONS FUND	608919718	1,000,000.00	AAAm	Aaa	04/05/17	04/05/17	1,000,000.00	0.91	0.00	1,000,000.00	1,000,000.00
Security Type Sub-Total		2,000,000.00					2,000,000.00	0.92	0.00	2,000,000.00	2,000,000.00
Joint Powers Authority											
CALIFORNIA ASSET MANAGEMENT PROGRAM	CAMPMF025	18,000,000.00	AAAm	NR	12/08/15	12/08/15	18,000,000.00	1.16	0.00	18,000,000.00	18,000,000.00
CALIFORNIA ASSET MANAGEMENT PROGRAM	CAMPMF025	24,000,000.00	AAAm	NR	08/12/15	08/12/15	24,000,000.00	1.16	0.00	24,000,000.00	24,000,000.00
CALIFORNIA ASSET MANAGEMENT PROGRAM	CAMPMF025	45,000,000.00	AAAm	NR	09/22/17	09/22/17	45,000,000.00	1.16	0.00	45,000,000.00	45,000,000.00
CALIFORNIA ASSET MANAGEMENT PROGRAM	CAMPMF025	50,000,000.00	AAAm	NR	08/05/15	08/05/15	50,000,000.00	1.16	0.00	50,000,000.00	50,000,000.00
CALIFORNIA ASSET MANAGEMENT PROGRAM	CAMPMF025	50,000,000.00	AAAm	NR	04/27/16	04/27/16	50,000,000.00	1.16	0.00	50,000,000.00	50,000,000.00
Security Type Sub-Total		187,000,000.00					187,000,000.00	1.16	0.00	187,000,000.00	187,000,000.00
Federal Agency Bond / Note											



Managed Account Detail of Securities Held

For the Month Ending **October 31, 2017**

SAN BERNARDINO COUNTY - 76990800

Security Type/Description Dated Date/Coupon/Maturity	CUSIP	Par	S&P Rating	Moody's Rating	Trade Date	Settle Date	Original Cost	YTM at Cost	Accrued Interest	Amortized Cost	Market Value
Federal Agency Bond / Note											
FHLMC NOTES DTD 12/11/2015 1.000% 12/15/2017	3137EADX4	50,000,000.00	AA+	Aaa	12/10/15	12/11/15	49,948,500.00	1.05	188,888.89	49,996,844.50	49,990,100.00
FFCB NOTES DTD 12/18/2014 1.125% 12/18/2017	3133EEFE5	25,000,000.00	AA+	Aaa	12/09/14	12/18/14	24,975,925.00	1.16	103,906.25	24,998,937.00	24,998,875.00
FFCB NOTES DTD 12/18/2014 1.125% 12/18/2017	3133EEFE5	25,000,000.00	AA+	Aaa	12/09/14	12/18/14	24,976,000.00	1.16	103,906.25	24,998,940.50	24,998,875.00
FHLB NOTES DTD 11/20/2015 1.000% 12/19/2017	3130A6SW8	25,000,000.00	AA+	Aaa	11/19/15	11/20/15	25,000,000.00	1.00	91,666.67	25,000,000.00	24,997,325.00
FHLMC NOTES DTD 11/21/2012 0.750% 01/12/2018	3137EADN6	25,000,000.00	AA+	Aaa	01/28/13	01/29/13	24,656,750.00	1.04	56,770.83	24,986,016.25	24,980,025.00
FHLMC NOTES DTD 11/21/2012 0.750% 01/12/2018	3137EADN6	25,000,000.00	AA+	Aaa	01/30/13	01/31/13	24,670,250.00	1.02	56,770.83	24,986,554.75	24,980,025.00
FFCB NOTES DTD 02/26/2016 0.850% 02/26/2018	3133EFF51	25,000,000.00	AA+	Aaa	02/24/16	02/26/16	25,011,500.00	0.83	38,368.06	25,001,848.25	24,976,800.00
FHLB NOTES DTD 02/18/2016 0.875% 03/19/2018	3130A7CX1	25,000,000.00	AA+	Aaa	02/16/16	02/18/16	24,992,250.00	0.89	25,520.83	24,998,559.50	24,963,325.00
FNMA NOTE DTD 03/04/2016 0.875% 03/28/2018	3135G0J61	50,000,000.00	AA+	Aaa	03/01/16	03/04/16	49,900,000.00	0.97	40,104.17	49,980,079.00	49,919,350.00
FHLMC REFERENCE NOTE DTD 04/07/2016 0.750% 04/09/2018	3137EAEA3	50,000,000.00	AA+	Aaa	04/06/16	04/07/16	49,921,500.00	0.83	22,916.67	49,982,713.50	49,883,250.00
FFCB NOTES DTD 04/12/2016 0.750% 04/18/2018	3133EF3B1	50,000,000.00	AA+	Aaa	04/07/16	04/12/16	49,932,000.00	0.82	13,541.67	49,984,258.50	49,870,050.00
FHLB NOTES DTD 02/27/2015 1.125% 04/25/2018	3130A4GJ5	30,000,000.00	AA+	Aaa	02/26/15	02/27/15	29,986,200.00	1.14	5,625.00	29,997,841.80	29,975,070.00
FHLB NOTES DTD 05/04/2015 1.000% 05/04/2018	3130A57K9	25,000,000.00	AA+	Aaa	04/28/15	05/04/15	25,006,500.00	0.99	122,916.67	25,001,115.00	24,957,650.00
FFCB NOTES DTD 05/11/2015 1.030% 05/11/2018	3133EEJ50	25,000,000.00	AA+	Aaa	05/04/15	05/11/15	24,980,500.00	1.06	121,597.22	24,996,525.00	24,955,975.00



Managed Account Detail of Securities Held

For the Month Ending **October 31, 2017**

SAN BERNARDINO COUNTY - 76990800

Security Type/Description Dated Date/Coupon/Maturity	CUSIP	Par	S&P Rating	Moody's Rating	Trade Date	Settle Date	Original Cost	YTM at Cost	Accrued Interest	Amortized Cost	Market Value
Federal Agency Bond / Note											
FFCB NOTES DTD 05/11/2015 1.030% 05/11/2018	3133EEJ50	25,000,000.00	AA+	Aaa	05/05/15	05/11/15	24,954,575.00	1.09	121,597.22	24,991,901.75	24,955,975.00
FHLB NOTES DTD 05/04/2012 1.250% 06/08/2018	313379DT3	25,000,000.00	AA+	Aaa	05/09/16	05/10/16	25,225,000.00	0.81	124,131.94	25,065,659.00	24,985,875.00
FEDERAL HOME LOAN BANKS AGCY DTD 05/27/2016 0.875% 06/29/2018	3130A8BD4	35,000,000.00	AA+	Aaa	05/26/16	05/27/16	34,915,650.00	0.99	103,784.72	34,973,108.80	34,881,560.00
FNMA NOTES (EX-CALLABLE) GLOBAL NOTES DTD 07/27/2016 0.875% 07/27/2018	3135G0M75	28,325,000.00	AA+	Aaa	07/27/16	07/28/16	28,265,517.50	0.98	64,714.76	28,302,867.98	28,216,883.48
FHLB NOTES DTD 07/08/2016 0.625% 08/07/2018	3130A8PK3	25,000,000.00	AA+	Aaa	07/07/16	07/08/16	24,948,000.00	0.73	36,458.33	24,980,745.75	24,852,300.00
FHLB NOTES DTD 08/07/2015 1.125% 09/14/2018	3130A6AE7	25,000,000.00	AA+	Aaa	10/05/16	10/07/16	25,072,000.00	0.97	36,718.75	25,032,509.00	24,931,675.00
FHLMC REFERENCE NOTE DTD 09/16/2016 0.875% 10/12/2018	3137EAED7	50,000,000.00	AA+	Aaa	09/15/16	09/16/16	49,978,500.00	0.90	23,090.28	49,990,096.00	49,721,050.00
FNMA BENCHMARK NOTE DTD 09/01/2015 1.125% 10/19/2018	3135G0E58	12,000,000.00	AA+	Aaa	09/09/15	09/10/15	11,972,640.00	1.20	4,500.00	11,991,373.44	11,957,040.00
FNMA BENCHMARK NOTE DTD 09/01/2015 1.125% 10/19/2018	3135G0E58	25,000,000.00	AA+	Aaa	09/09/15	09/10/15	24,943,250.00	1.20	9,375.00	24,982,106.75	24,910,500.00
FHLMC NOTES (EX-CALLABLE) DTD 04/26/2016 1.050% 10/26/2018	3134G8YU7	50,000,000.00	AA+	Aaa	04/19/16	04/26/16	49,965,000.00	1.08	7,291.67	49,986,082.50	49,776,550.00
FHLB NOTES DTD 12/08/2016 1.250% 01/16/2019	3130AAE46	50,000,000.00	AA+	Aaa	12/07/16	12/08/16	49,998,000.00	1.25	182,291.67	49,998,752.50	49,818,600.00
FNMA BENCHMARK NOTE DTD 02/23/2016 1.000% 02/26/2019	3135G0J53	25,000,000.00	AA+	Aaa	02/18/16	02/23/16	24,941,000.00	1.08	45,138.89	24,973,891.00	24,819,950.00
FHLMC NOTES (CALLABLE) DTD 02/28/2017 1.375% 02/28/2019	3134GA6H2	25,000,000.00	AA+	Aaa	02/16/17	02/28/17	25,000,000.00	1.38	60,156.25	25,000,000.00	24,904,875.00
FEDERAL HOME LOAN BANK NOTES DTD 02/06/2012 1.500% 03/08/2019	3133782M2	25,000,000.00	AA+	Aaa	03/01/17	03/02/17	25,051,750.00	1.40	55,208.33	25,034,878.75	24,982,000.00



Managed Account Detail of Securities Held

For the Month Ending **October 31, 2017**

SAN BERNARDINO COUNTY - 76990800

Security Type/Description Dated Date/Coupon/Maturity	CUSIP	Par	S&P Rating	Moody's Rating	Trade Date	Settle Date	Original Cost	YTM at Cost	Accrued Interest	Amortized Cost	Market Value
Federal Agency Bond / Note											
FEDERAL HOME LOAN BANK NOTES DTD 02/06/2012 1.500% 03/08/2019	3133782M2	25,000,000.00	AA+	Aaa	03/29/17	03/30/17	25,052,500.00	1.39	55,208.33	25,036,817.00	24,982,000.00
FEDERAL HOME LOAN BANK AGENCY DTD 03/10/2017 1.375% 03/18/2019	3130AAXX1	75,000,000.00	AA+	Aaa	03/09/17	03/10/17	74,826,000.00	1.49	123,177.08	74,880,735.75	74,793,825.00
FREDDIE MAC NOTES DTD 03/21/2016 1.125% 04/15/2019	3137EADZ9	25,000,000.00	AA+	Aaa	03/17/16	03/21/16	24,991,750.00	1.14	12,500.00	24,996,026.75	24,837,725.00
FFCB BONDS DTD 04/17/2017 1.320% 04/17/2019	3133EHFK4	25,000,000.00	AA+	Aaa	04/06/17	04/17/17	24,978,250.00	1.36	12,833.33	24,984,053.75	24,902,200.00
FEDERAL HOME LOAN BANK AGENCY NOTES DTD 05/12/2017 1.375% 05/28/2019	3130ABF92	45,000,000.00	AA+	Aaa	05/11/17	05/12/17	44,914,950.00	1.47	290,468.75	44,934,334.20	44,856,765.00
FHLB GLOBAL NOTE DTD 06/03/2016 1.125% 06/21/2019	3130A8DB6	50,000,000.00	AA+	Aaa	06/02/16	06/03/16	49,979,000.00	1.14	203,125.00	49,988,588.50	49,625,700.00
FFCB BONDS DTD 07/24/2017 1.400% 07/24/2019	3133EHSC8	25,000,000.00	AA+	Aaa	07/17/17	07/24/17	24,981,750.00	1.44	94,305.56	24,984,182.25	24,913,875.00
FREDDIE MAC GLOBAL NOTES DTD 07/30/2012 1.250% 08/01/2019	3137EADK2	23,347,000.00	AA+	Aaa	08/07/15	08/10/15	23,123,989.46	1.50	72,959.38	23,247,224.73	23,195,244.50
FREDDIE MAC NOTES DTD 07/19/2017 1.375% 08/15/2019	3137EAEH8	10,000,000.00	AA+	Aaa	09/26/17	09/27/17	9,978,400.00	1.49	38,958.33	9,979,491.20	9,956,250.00
FREDDIE MAC NOTES DTD 07/19/2017 1.375% 08/15/2019	3137EAEH8	75,000,000.00	AA+	Aaa	07/18/17	07/19/17	74,889,750.00	1.45	292,187.50	74,904,771.75	74,671,875.00
FNMA NOTES DTD 09/02/2016 1.000% 08/28/2019	3135G0P49	50,000,000.00	AA+	Aaa	08/31/16	09/02/16	49,922,000.00	1.05	87,500.00	49,952,082.00	49,442,450.00
FREDDIE MAC GLOBAL NOTES DTD 10/02/2012 1.250% 10/02/2019	3137EADM8	10,000,000.00	AA+	Aaa	09/26/17	09/27/17	9,949,000.00	1.51	10,069.44	9,951,369.80	9,926,530.00
FEDERAL HOME LOAN BANK NOTES DTD 10/13/2017 1.500% 10/21/2019	3130ACM92	50,000,000.00	AA+	Aaa	10/12/17	10/13/17	49,911,500.00	1.59	37,500.00	49,913,667.00	49,856,050.00
FANNIE MAE GLOBAL NOTES DTD 10/25/2016 1.000% 10/24/2019	3135G0R39	25,000,000.00	AA+	Aaa	10/21/16	10/25/16	24,933,000.00	1.09	4,861.11	24,955,482.00	24,683,225.00



Managed Account Detail of Securities Held

For the Month Ending **October 31, 2017**

SAN BERNARDINO COUNTY - 76990800

Security Type/Description Dated Date/Coupon/Maturity	CUSIP	Par	S&P Rating	Moody's Rating	Trade Date	Settle Date	Original Cost	YTM at Cost	Accrued Interest	Amortized Cost	Market Value
Federal Agency Bond / Note											
FHLB NOTES DTD 11/17/2016 1.375% 11/15/2019	3130AA3R7	35,000,000.00	AA+	Aaa	11/16/16	11/17/16	34,991,950.00	1.38	221,909.72	34,994,477.00	34,802,285.00
FREDDIE MAC AGENCY NOTE DTD 01/17/2017 1.500% 01/17/2020	3137EAEES	25,000,000.00	AA+	Aaa	01/12/17	01/17/17	24,973,000.00	1.54	108,333.33	24,979,984.50	24,897,275.00
FNMA NOTES DTD 01/12/2015 1.625% 01/21/2020	3135G0A78	25,000,000.00	AA+	Aaa	12/02/15	12/03/15	25,004,100.00	1.62	112,847.22	25,002,325.25	24,986,325.00
FNMA NOTES DTD 02/28/2017 1.500% 02/28/2020	3135G0T29	40,000,000.00	AA+	Aaa	02/24/17	02/28/17	39,974,400.00	1.52	105,000.00	39,980,062.40	39,809,200.00
FHLMC AGENCY NOTES DTD 04/20/2017 1.375% 04/20/2020	3137EAEF2	25,000,000.00	AA+	Aaa	04/19/17	04/20/17	24,914,500.00	1.49	10,503.47	24,929,347.75	24,779,625.00
FFCB BONDS DTD 05/08/2017 1.550% 05/08/2020	3133EHJA2	25,000,000.00	AA+	Aaa	05/02/17	05/08/17	24,986,275.00	1.57	186,215.28	24,988,430.75	24,900,650.00
FNMA NOTES DTD 08/01/2017 1.500% 07/30/2020	3135G0T60	75,000,000.00	AA+	Aaa	07/28/17	08/01/17	74,772,750.00	1.60	281,250.00	74,791,323.00	74,500,800.00
FHLB NOTES DTD 09/08/2017 1.375% 09/28/2020	3130ACE26	40,000,000.00	AA+	Aaa	09/07/17	09/08/17	39,871,600.00	1.48	50,416.67	39,877,570.40	39,513,320.00
Security Type Sub-Total		1,683,672,000.00					1,681,109,171.96	1.22	4,279,087.32	1,682,466,554.50	1,676,994,722.98
Corporate Note											
BERKSHIRE HATHAWAY FIN (FLOATING) DTD 01/15/2015 1.657% 01/12/2018	084664CD1	15,000,000.00	AA	Aa2	06/06/16	06/09/16	15,028,560.00	0.82	13,805.58	15,004,031.85	15,009,045.00
BERKSHIRE HATHAWAY INC GLOBAL NOTES DTD 08/15/2016 1.150% 08/15/2018	084670BX5	10,000,000.00	AA	Aa2	08/08/16	08/15/16	9,998,800.00	1.16	24,277.78	9,999,523.60	9,967,970.00
MICROSOFT CORP NOTES DTD 11/03/2015 1.300% 11/03/2018	594918BF0	1,000,000.00	AAA	Aaa	10/30/15	11/04/15	1,001,640.00	1.24	6,427.78	1,000,557.05	997,374.00
MICROSOFT CORP NOTES DTD 11/03/2015 1.300% 11/03/2018	594918BF0	1,000,000.00	AAA	Aaa	10/30/15	11/04/15	1,001,670.00	1.24	6,427.78	1,000,567.23	997,374.00
MICROSOFT CORP NOTES DTD 11/03/2015 1.300% 11/03/2018	594918BF0	3,500,000.00	AAA	Aaa	10/30/15	11/04/15	3,505,425.00	1.25	22,497.22	3,501,842.75	3,490,809.00



Managed Account Detail of Securities Held

For the Month Ending **October 31, 2017**

SAN BERNARDINO COUNTY - 76990800

Security Type/Description Dated Date/Coupon/Maturity	CUSIP	Par	S&P Rating	Moody's Rating	Trade Date	Settle Date	Original Cost	YTM at Cost	Accrued Interest	Amortized Cost	Market Value
Corporate Note											
MICROSOFT CORP NOTES DTD 11/03/2015 1.300% 11/03/2018	594918BF0	4,500,000.00	AAA	Aaa	10/30/15	11/04/15	4,506,750.00	1.25	28,925.00	4,502,292.84	4,488,183.00
MICROSOFT CORP NOTES DTD 11/03/2015 1.300% 11/03/2018	594918BF0	5,000,000.00	AAA	Aaa	10/30/15	11/04/15	5,007,050.00	1.25	32,138.89	5,002,394.85	4,986,870.00
MICROSOFT CORP NOTES DTD 11/03/2015 1.300% 11/03/2018	594918BF0	5,000,000.00	AAA	Aaa	10/30/15	11/04/15	5,007,750.00	1.25	32,138.89	5,002,632.50	4,986,870.00
MICROSOFT CORP NOTES DTD 11/03/2015 1.300% 11/03/2018	594918BF0	5,000,000.00	AAA	Aaa	10/30/15	11/04/15	5,008,500.00	1.24	32,138.89	5,002,887.10	4,986,870.00
MICROSOFT CORP NOTES DTD 08/08/2016 1.100% 08/08/2019	594918BN3	20,000,000.00	AAA	Aaa	08/01/16	08/08/16	19,979,400.00	1.14	50,722.22	19,987,767.60	19,792,680.00
WAL-MART STORES INC CORP NOTE DTD 10/20/2017 1.750% 10/09/2019	931142DY6	7,000,000.00	AA	Aa2	10/11/17	10/20/17	6,999,860.00	1.75	3,743.06	6,999,861.40	6,998,152.00
MICROSOFT CORP DTD 02/06/2017 1.850% 02/06/2020	594918BV5	15,000,000.00	AAA	Aaa	01/30/17	02/06/17	14,989,950.00	1.87	65,520.83	14,992,366.05	15,008,925.00
US BANK NA CORPORATE BOND (CALLABLE) DTD 10/24/2017 2.050% 10/23/2020	90331HNG4	40,000,000.00	AA-	A1	10/19/17	10/24/17	39,992,000.00	2.06	15,944.44	39,992,050.40	40,003,960.00
Security Type Sub-Total		132,000,000.00					132,027,355.00	1.52	334,708.36	131,988,775.22	131,715,082.00
Commercial Paper											
NATIXIS US BRANCH COMM PAPER -- 0.000% 11/01/2017	63873JY12	58,000,000.00	A-1	P-1	10/31/17	10/31/17	57,998,260.00	1.08	0.00	58,000,000.00	57,998,144.00
BANK OF TOKYO MITSUBISHI LTD COMM PAPER -- 0.000% 11/07/2017	06538BY72	35,000,000.00	A-1	P-1	10/27/17	10/27/17	34,987,380.56	1.18	0.00	34,993,116.55	34,991,950.00
BANK OF TOKYO MITSUBISHI UFJ COMM PAPER DTD 05/08/2017 0.000% 11/08/2017	06538BY80	35,000,000.00	A-1	P-1	10/27/17	10/27/17	34,986,233.33	1.18	0.00	34,991,969.60	34,990,760.00



Managed Account Detail of Securities Held

For the Month Ending **October 31, 2017**

SAN BERNARDINO COUNTY - 76990800

Security Type/Description Dated Date/Coupon/Maturity	CUSIP	Par	S&P Rating	Moody's Rating	Trade Date	Settle Date	Original Cost	YTM at Cost	Accrued Interest	Amortized Cost	Market Value
Commercial Paper											
BANK OF TOKYO MITSUBISHI UFJ COMM PAPER -- 0.000% 11/13/2017	06538BYD9	70,000,000.00	A-1	P-1	10/23/17	10/23/17	69,950,183.33	1.22	0.00	69,971,533.10	69,969,760.00
BANK OF TOKYO MITSUBISHI UFJ COMM PAPER DTD 06/28/2017 0.000% 11/15/2017	06538BYF4	30,000,000.00	A-1	P-1	10/12/17	10/12/17	29,965,150.00	1.23	0.00	29,985,650.10	29,985,000.00
JP MORGAN SECURITIES LLC COMM PAPER DTD 03/06/2017 0.000% 12/01/2017	46640PZ14	50,000,000.00	A-1	P-1	05/23/17	05/23/17	49,653,333.33	1.31	0.00	49,945,833.50	49,946,150.00
JP MORGAN SECURITIES LLC COMM PAPER DTD 03/08/2017 0.000% 12/04/2017	46640PZ48	25,000,000.00	A-1	P-1	07/05/17	07/05/17	24,855,388.89	1.38	0.00	24,968,604.25	24,970,400.00
TOYOTA MOTOR CREDIT CORP COMM PAPER -- 0.000% 12/20/2017	89233GZL3	50,000,000.00	A-1+	P-1	10/27/17	10/27/17	49,908,500.00	1.22	0.00	49,916,972.00	49,917,350.00
AMERICAN HONDA FINANCE COMM PAPER -- 0.000% 12/22/2017	02665JZN3	45,000,000.00	A-1	P-1	09/21/17	09/22/17	44,861,225.00	1.22	0.00	44,922,225.15	44,923,815.00
JP MORGAN SECURITIES LLC COMM PAPER -- 0.000% 12/29/2017	46640PZV8	25,000,000.00	A-1	P-1	04/03/17	04/03/17	24,724,375.00	1.49	0.00	24,940,791.75	24,947,600.00
TOYOTA MOTOR CREDIT CORP COMM PAPER -- 0.000% 12/29/2017	89233GZV1	42,000,000.00	A-1+	P-1	04/03/17	04/03/17	41,571,600.00	1.37	0.00	41,907,973.38	41,916,210.00
TOYOTA MOTOR CREDIT CORP COMM PAPER DTD 04/07/2017 0.000% 01/02/2018	89233HA20	50,000,000.00	A-1+	P-1	10/13/17	10/16/17	49,866,750.00	1.23	0.00	49,894,083.50	49,892,900.00
BNP PARIBAS NY BRANCH COMM PAPER DTD 07/03/2017 0.000% 01/03/2018	09659CA32	30,000,000.00	A-1	P-1	10/30/17	10/30/17	29,936,083.33	1.18	0.00	29,938,050.00	29,935,740.00
GE CAPITAL TREASURY LLC COMM PAPER -- 0.000% 01/03/2018	36164KA35	50,000,000.00	A-1+	P-1	09/01/17	09/01/17	49,781,277.78	1.28	0.00	49,888,875.00	49,885,600.00
GE CAPITAL TREASURY LLC COMM PAPER -- 0.000% 01/08/2018	36164KA84	25,000,000.00	A-1+	P-1	09/05/17	09/05/17	24,888,888.89	1.29	0.00	24,939,555.50	24,937,900.00



Managed Account Detail of Securities Held

For the Month Ending **October 31, 2017**

SAN BERNARDINO COUNTY - 76990800

Security Type/Description Dated Date/Coupon/Maturity	CUSIP	Par	S&P Rating	Moody's Rating	Trade Date	Settle Date	Original Cost	YTM at Cost	Accrued Interest	Amortized Cost	Market Value
Commercial Paper											
TOYOTA MOTOR CREDIT CORP COMM PAPER -- 0.000% 02/01/2018	89233HB11	35,000,000.00	A-1+	P-1	09/05/17	09/05/17	34,810,231.94	1.32	0.00	34,882,827.70	34,885,550.00
JP MORGAN SECURITIES LLC COMM PAPER DTD 07/31/2017 0.000% 03/01/2018	46640OC17	50,000,000.00	A-1	P-1	08/10/17	08/11/17	49,593,194.44	1.46	0.00	49,758,333.50	49,762,550.00
Security Type Sub-Total		705,000,000.00					702,338,055.82	1.26	0.00	703,846,394.58	703,857,379.00
Certificate of Deposit											
US BANK NA CERT DEPOS DTD 06/27/2017 1.210% 11/01/2017	90333VTX8	28,000,000.00	A-1+	P-1	06/27/17	06/27/17	28,000,000.00	1.21	119,521.11	28,000,000.00	28,000,030.80
SVENSKA HANDELSBANKEN NY CERT DEPOS DTD 05/11/2017 1.240% 11/01/2017	86958JNF2	50,000,000.00	A-1+	P-1	05/11/17	05/11/17	50,000,000.00	1.24	299,666.67	50,000,000.00	50,000,125.00
US BANK NA CERT DEPOS DTD 06/30/2017 1.210% 11/01/2017	90333VUA6	50,000,000.00	A-1+	P-1	06/28/17	06/30/17	50,000,000.00	1.21	208,388.89	50,000,000.00	50,000,055.00
US BANK NA CERT DEPOS DTD 06/30/2017 1.210% 11/02/2017	90333VUB4	30,000,000.00	A-1+	P-1	06/28/17	06/30/17	30,000,000.00	1.21	125,033.33	30,000,000.00	30,000,057.00
RABOBANK NEDERLAND NV NY CERT DEPOS DTD 07/07/2017 1.290% 12/01/2017	21685VA25	50,000,000.00	A-1	P-1	07/05/17	07/07/17	50,000,000.00	1.29	209,625.00	50,000,000.00	50,002,360.00
ROYAL BANK OF CANADA NY FLOATING CD DTD 12/08/2016 1.617% 12/08/2017	78009NL61	25,000,000.00	A-1+	P-1	12/06/16	12/08/16	25,000,000.00	1.27	60,645.75	25,000,000.00	25,010,775.00
SWEDBANK NY CERT DEPOS DTD 10/27/2017 1.210% 12/20/2017	87019U5A3	50,000,000.00	A-1+	P-1	10/27/17	10/27/17	50,000,000.00	1.21	8,402.78	50,000,000.00	49,988,849.00
BANK OF MONTREAL CHICAGO FLOATING CD DTD 07/10/2017 1.345% 01/02/2018	06371EEF0	25,000,000.00	A-1	P-1	07/07/17	07/10/17	25,000,000.00	1.33	28,020.83	25,000,000.00	24,995,250.00
BANK OF MONTREAL CHICAGO CERT DEPOS DTD 08/07/2017 1.360% 01/03/2018	06371EHY6	25,000,000.00	A-1	P-1	08/04/17	08/07/17	25,000,000.00	1.36	81,222.22	25,000,000.00	25,002,740.00
SVENSKA HANDELSBANKEN NY CERT DEPOS DTD 08/07/2017 1.330% 01/03/2018	86958JSP5	25,000,000.00	A-1+	P-1	08/04/17	08/07/17	25,000,000.00	1.33	79,430.56	25,000,000.00	25,000,102.50



Managed Account Detail of Securities Held

For the Month Ending **October 31, 2017**

SAN BERNARDINO COUNTY - 76990800

Security Type/Description Dated Date/Coupon/Maturity	CUSIP	Par	S&P Rating	Moody's Rating	Trade Date	Settle Date	Original Cost	YTM at Cost	Accrued Interest	Amortized Cost	Market Value
Certificate of Deposit											
US BANK NA CERT DEPOS DTD 07/27/2017 1.290% 01/03/2018	90333VUG3	100,000,000.00	A-1+	P-1	07/26/17	07/27/17	100,000,000.00	1.29	347,583.33	100,000,000.00	99,985,974.00
NORDEA BANK FINLAND NY CERT DEPOS DTD 10/30/2017 1.290% 01/24/2018	65590AND4	60,000,000.00	A-1+	P-1	10/30/17	10/30/17	60,000,000.00	1.29	4,300.00	60,000,000.00	59,976,307.20
TORONTO DOMINION BANK NY CERT DEPOS DTD 10/31/2017 1.370% 02/01/2018	89113XLB8	50,000,000.00	A-1+	P-1	10/31/17	10/31/17	50,000,000.00	1.37	1,902.78	50,000,000.00	49,993,985.50
NORDEA BANK AB CERT DEPOS DTD 09/27/2017 1.300% 02/01/2018	65590ALU8	75,000,000.00	A-1+	P-1	09/26/17	09/27/17	75,000,000.00	1.30	94,791.67	75,000,000.00	74,962,731.00
BANK OF MONTREAL CHICAGO DTD 06/01/2017 1.380% 03/01/2018	06427KZR1	25,000,000.00	A-1	P-1	06/01/17	06/01/17	25,000,000.00	1.38	146,625.00	25,000,000.00	24,993,551.00
BANK OF NOVA SCOTIA CERT DEPOS DTD 06/01/2017 1.370% 03/01/2018	06417GUZ9	25,000,000.00	A-1	P-1	06/01/17	06/01/17	25,000,000.00	1.37	145,562.50	25,000,000.00	24,992,720.00
WESTPAC BANKING CORP CD (FLOATING) DTD 03/08/2017 1.555% 03/08/2018	96121T3A4	50,000,000.00	A-1+	P-1	03/07/17	03/08/17	50,000,000.00	1.19	51,825.61	50,000,000.00	50,040,050.00
CBA AUSTRALIA NY FLOATING CERT DEPOS DTD 03/23/2017 1.559% 03/23/2018	20271EMG1	50,000,000.00	A-1+	P-1	03/17/17	03/23/17	50,000,000.00	1.30	19,486.00	50,000,000.00	50,006,250.00
WESTPAC BANKING CORP CD (FLOATING) DTD 03/24/2017 1.540% 03/26/2018	96121T3E6	25,000,000.00	A-1+	P-1	03/23/17	03/24/17	25,000,000.00	0.66	6,414.79	25,000,000.00	25,019,275.00
TORONTO DOMINION BANK NY CERT DEPOS DTD 04/03/2017 1.500% 04/02/2018	89113WF43	50,000,000.00	A-1+	P-1	04/03/17	04/03/17	50,000,000.00	1.50	441,666.67	50,000,000.00	49,983,893.50
BANK OF MONTREAL CHICAGO (FLOAT) CD DTD 04/11/2017 1.515% 05/10/2018	06427KWW5	50,000,000.00	A-1	P-1	04/10/17	04/11/17	50,000,000.00	1.29	46,291.67	50,000,000.00	50,018,500.00
ROYAL BANK OF CANADA NY CD (FLOAT) DTD 05/25/2017 1.418% 05/25/2018	78009NT89	25,000,000.00	A-1+	P-1	05/24/17	05/25/17	25,000,000.00	1.21	6,892.47	25,000,000.00	25,001,375.00
COOPERATIEVE RABOBANK U.A. CERT DEPOS DTD 05/05/2017 1.480% 06/01/2018	21684B2C7	25,000,000.00	A-1	P-1	05/03/17	05/05/17	25,000,000.00	1.48	185,000.00	25,000,000.00	24,986,125.00



Managed Account Detail of Securities Held

For the Month Ending **October 31, 2017**

SAN BERNARDINO COUNTY - 76990800

Security Type/Description	Dated Date/Coupon/Maturity	CUSIP	Par	S&P Rating	Moody's Rating	Trade Date	Settle Date	Original Cost	YTM at Cost	Accrued Interest	Amortized Cost	Market Value
Certificate of Deposit												
WESTPAC BANKING CORP NY FLOATING CD DTD 06/02/2017 1.426% 06/01/2018		96121T3M8	50,000,000.00	A-1+	P-1	06/01/17	06/02/17	50,000,000.00	1.32	120,823.21	50,000,000.00	50,026,000.00
ROYAL BANK OF CANADA NY FLOAT CERT DEPOS DTD 06/12/2017 1.440% 06/12/2018		78009NU46	25,000,000.00	A-1+	P-1	06/08/17	06/12/17	25,000,000.00	1.36	50,011.46	25,000,000.00	25,010,900.00
ROYAL BANK OF CANADA NY FLOAT CERT DEPOS DTD 06/28/2017 1.461% 06/28/2018		78009NV60	50,000,000.00	A-1+	P-1	06/26/17	06/28/17	50,000,000.00	1.42	68,983.64	50,000,000.00	50,014,750.00
BANK OF MONTREAL CHICAGO CERT DEPOS DTD 07/03/2017 1.400% 07/02/2018		06371EDH7	25,000,000.00	A-1	P-1	07/03/17	07/03/17	25,000,000.00	1.40	117,638.89	25,000,000.00	24,958,935.50
WESTPAC BANKING CORP NY FLOATING CD DTD 07/07/2017 1.425% 07/02/2018		96121T3P1	25,000,000.00	A-1+	P-1	07/06/17	07/07/17	25,000,000.00	1.39	29,687.50	25,000,000.00	25,008,425.00
BANK OF NOVA SCOTIA HOUSTON FLOATING CD DTD 10/19/2017 1.408% 07/19/2018		06417GZO4	25,000,000.00	A-1	P-1	10/18/17	10/19/17	25,000,000.00	1.41	12,709.04	25,000,000.00	24,994,125.00
CBA AUSTRALIA NY FLOATING CERT DEPOS DTD 07/25/2017 1.385% 08/01/2018		20271EML0	50,000,000.00	A-1+	P-1	07/21/17	07/25/17	50,000,000.00	1.38	57,708.33	50,000,000.00	49,954,250.00
TORONTO DOMINION BANK NY FLOATING CD DTD 07/07/2017 1.438% 08/06/2018		89113W5C6	50,000,000.00	A-1+	P-1	07/06/17	07/07/17	50,000,000.00	1.42	49,922.92	50,000,000.00	49,999,300.00
BANK OF NOVA SCOTIA HOUSTON FLOATING CD DTD 09/26/2017 1.450% 09/26/2018		06417GYW2	25,000,000.00	A-1	P-1	09/25/17	09/26/17	25,000,000.00	1.45	6,039.79	25,000,000.00	24,981,625.00
Security Type Sub-Total			1,293,000,000.00					1,293,000,000.00	1.31	3,231,824.41	1,293,000,000.00	1,292,909,392.00
Bank Deposit Account												
STONECASTLE FICA		FICAMF003	50,000,000.00	NR	NR	08/20/14	08/20/14	50,000,000.00	0.95	0.00	50,000,000.00	50,000,000.00
Security Type Sub-Total			50,000,000.00					50,000,000.00	0.95	0.00	50,000,000.00	50,000,000.00



Managed Account Detail of Securities Held

For the Month Ending **October 31, 2017**

SAN BERNARDINO COUNTY - 76990800

Security Type/Description Dated Date/Coupon/Maturity	CUSIP	Par	S&P Rating	Moody's Rating	Trade Date	Settle Date	Original Cost	YTM at Cost	Accrued Interest	Amortized Cost	Market Value
Managed Account Sub-Total		5,917,672,000.00					5,908,457,085.07	1.29	13,560,379.87	5,912,444,275.25	5,900,919,245.98
Securities Sub-Total		\$5,917,672,000.00					\$5,908,457,085.07	1.29%	\$13,560,379.87	\$5,912,444,275.25	\$5,900,919,245.98
Accrued Interest											\$13,560,379.87
Total Investments											\$5,914,479,625.85



Managed Account Fair Market Value & Analytics

For the Month Ending **October 31, 2017**

SAN BERNARDINO COUNTY - 76990800

Security Type/Description	Next Call	Market	Market	Unreal G/L	Unreal G/L	Effective	Duration	YTM		
Dated Date/Coupon/Maturity	Date	Price	Value	On Cost	Amort Cost	Duration	to Worst at Mkt			
CUSIP	Par	Broker								
U.S. Treasury Bond / Note										
US TREASURY NOTES DTD 11/30/2012 0.625% 11/30/2017	912828UA6	25,000,000.00	BARCLAYS	99.96	24,990,150.00	122,962.50	(4,720.75)	0.08	0.08	1.10
US TREASURY NOTES DTD 02/29/2012 1.375% 02/28/2019	912828SH4	25,000,000.00	TOR DOM	99.82	24,954,100.00	(92,775.00)	(65,182.75)	1.31	1.31	1.51
US TREASURY NOTES DTD 02/28/2014 1.500% 02/28/2019	912828C24	50,000,000.00	BARCLAYS	99.97	49,986,350.00	(621,071.88)	(360,331.50)	1.31	1.31	1.52
US TREASURY NOTES DTD 03/31/2014 1.625% 03/31/2019	912828C65	25,000,000.00	TOR DOM	100.13	25,032,225.00	(178,712.50)	(57,127.75)	1.39	1.39	1.53
US TREASURY NOTES DTD 04/15/2016 0.875% 04/15/2019	912828O52	25,000,000.00	BMO	99.04	24,760,750.00	(37,101.56)	(49,537.50)	1.44	1.44	1.54
UNITED STATES TREASURY NOTES DTD 05/31/2017 1.250% 05/31/2019	912828XS4	25,000,000.00	BARCLAYS	99.54	24,885,750.00	(91,789.06)	(96,125.50)	1.55	1.55	1.54
UNITED STATES TREASURY NOTES DTD 05/31/2017 1.250% 05/31/2019	912828XS4	25,000,000.00	JEFFERIE	99.54	24,885,750.00	(48,920.31)	(52,672.50)	1.55	1.55	1.54
US TREASURY NOTES DTD 05/31/2012 1.125% 05/31/2019	912828SX9	50,000,000.00	BNP	99.36	49,679,700.00	(121,081.25)	(175,133.00)	1.55	1.55	1.54
US TREASURY NOTES DTD 06/15/2016 0.875% 06/15/2019	912828R85	25,000,000.00	TD SEC U	98.90	24,725,575.00	65,418.75	(51,402.25)	1.60	1.60	1.56
US TREASURY NOTES DTD 07/02/2012 1.000% 06/30/2019	912828TC4	50,000,000.00	DAIWA	99.09	49,542,950.00	(87,909.38)	(184,184.00)	1.64	1.64	1.56
US TREASURY NOTES DTD 06/30/2014 1.625% 06/30/2019	912828WS5	50,000,000.00	TD	100.08	50,039,050.00	(205,090.63)	(164,380.50)	1.63	1.63	1.58
US TREASURY NOTES DTD 06/30/2014 1.625% 06/30/2019	912828WS5	50,000,000.00	BMO	100.08	50,039,050.00	(171,887.50)	(137,928.50)	1.63	1.63	1.58
US TREASURY N/B DTD 09/15/2016 0.875% 09/15/2019	912828G4	25,000,000.00	BARCLAYS	98.70	24,673,825.00	(47,854.69)	(63,578.50)	1.85	1.85	1.58
US TREASURY NOTES DTD 10/31/2014 1.500% 10/31/2019	912828F62	25,000,000.00	MERRILL	99.81	24,952,150.00	(16,600.00)	(25,978.75)	1.96	1.96	1.60
US TREASURY NOTES DTD 11/30/2012 1.000% 11/30/2019	912828UB4	25,000,000.00	BMO	98.75	24,688,475.00	(211,915.63)	(243,134.75)	2.04	2.04	1.61
US TREASURY N/B DTD 12/15/2016 1.375% 12/15/2019	912828U73	25,000,000.00	SOC GEN	99.49	24,873,050.00	(75,192.19)	(77,455.25)	2.07	2.07	1.62
US TREASURY NOTES DTD 03/02/2015 1.375% 02/29/2020	912828J50	25,000,000.00	BNP DIR	99.35	24,836,925.00	(21,473.44)	(55,191.75)	2.28	2.28	1.66



Managed Account Fair Market Value & Analytics

For the Month Ending **October 31, 2017**

SAN BERNARDINO COUNTY - 76990800

Security Type/Description Dated Date/Coupon/Maturity	CUSIP	Par	Broker	Next Call Date	Market Price	Market Value	Unreal G/L On Cost	Unreal G/L Amort Cost	Effective Duration	Duration to Worst at Mkt	YTM
U.S. Treasury Bond / Note											
US TREASURY NOTES DTD 04/30/2015 1.375% 04/30/2020	912828K58	50,000,000.00	MORGANST		99.25	49,626,950.00	(48,831.25)	(126,888.00)	2.45	2.45	1.68
US TREASURY NOTES DTD 08/16/2010 2.625% 08/15/2020	912828NT3	25,000,000.00	BNP DIR		102.47	25,618,175.00	(103,504.69)	62,865.50	2.67	2.67	1.71
US TREASURY NOTES DTD 10/31/2013 1.750% 10/31/2020	912828WC0	50,000,000.00	BARCLAYS		100.03	50,013,650.00	17,556.25	17,485.00	2.91	2.91	1.74
US TREASURY NOTES DTD 11/30/2015 1.625% 11/30/2020	912828M98	25,000,000.00	BARCLAYS		99.60	24,900,400.00	144,540.62	92,528.25	2.97	2.97	1.76
US TREASURY NOTES DTD 05/31/2016 1.375% 05/31/2021	912828R77	25,000,000.00	RBC CAP		98.40	24,600,575.00	265,614.06	140,856.00	3.45	3.45	1.84
US TREASURY NOTES DTD 06/02/2014 2.000% 05/31/2021	912828WN6	50,000,000.00	BARCLAYS		100.55	50,275,400.00	(171,865.63)	(84,320.00)	3.42	3.42	1.84
US TREASURY NOTES DTD 12/01/2014 1.875% 11/30/2021	912828G53	25,000,000.00	BMO		99.93	24,983,400.00	249,025.00	204,473.25	3.88	3.88	1.89
US TREASURY NOTES DTD 02/02/2015 1.500% 01/31/2022	912828H86	50,000,000.00	TD SEC U		98.23	49,115,250.00	335,953.12	168,512.50	4.08	4.08	1.94
Security Type Sub-Total		850,000,000.00				846,679,625.00	(1,152,506.29)	(1,388,553.00)	2.16	2.16	1.63
Supra-National Agency Bond / Note											
INTL BANK OF RECON AND DEV GLOBAL NOTES DTD 06/23/2015 1.000% 11/15/2017	459058EM1	25,000,000.00	JPMCHASE		99.99	24,998,250.00	500.00	(1,712.25)	0.04	0.04	1.10
INTL BANK OF RECON AND DEV GLOBAL NOTES DTD 04/10/2014 1.375% 04/10/2018	459058DNO	25,000,000.00	DEUTSCHE		99.94	24,983,800.00	(156,200.00)	(46,113.75)	0.44	0.44	1.51
INTL BANK OF RECON AND DEV GLOBAL NOTES DTD 04/30/2015 1.000% 06/15/2018	459058EJ8	25,000,000.00	TOR DOM		99.73	24,933,075.00	134,625.00	(15,772.25)	0.62	0.62	1.43
INTL BANK OF RECON AND DEV GLOBAL NOTES DTD 04/30/2015 1.000% 06/15/2018	459058EJ8	25,000,000.00	DEUTSCHE		99.73	24,933,075.00	134,575.00	(15,785.00)	0.62	0.62	1.43



Managed Account Fair Market Value & Analytics

For the Month Ending **October 31, 2017**

SAN BERNARDINO COUNTY - 76990800

Security Type/Description Dated Date/Coupon/Maturity	CUSIP	Par	Broker	Next Call Date	Market Price	Market Value	Unreal G/L On Cost	Unreal G/L Amort Cost	Effective Duration	Duration to Worst at Mkt	YTM
Supra-National Agency Bond / Note											
INTL BANK OF RECON AND DEV GLOBAL NOTES DTD 04/30/2015 1.000% 06/15/2018	459058EJ8	40,000,000.00	BMO		99.73	39,892,920.00	(115,480.00)	(109,649.20)	0.62	0.62	1.43
INTL BANK OF RECON AND DEV GLOBAL NOTES DTD 04/30/2015 1.000% 06/15/2018	459058EJ8	50,000,000.00	BARCLAYS		99.73	49,866,150.00	(48,350.00)	(116,583.00)	0.62	0.62	1.43
INTL BANK OF RECON AND DEV SN NOTES DTD 04/19/2016 0.875% 07/19/2018	459058FE8	25,000,000.00	BNP DIR		99.57	24,892,800.00	2,993.25	(70,239.25)	0.71	0.71	1.48
INTL BANK OF RECON AND DEV SN NOTES DTD 04/19/2016 0.875% 07/19/2018	459058FE8	50,000,000.00	BKWEST		99.57	49,785,600.00	(125,900.00)	(185,975.00)	0.71	0.71	1.48
INTER-AMERICAN DEVELOPMENT BANK DTD 08/24/2011 1.750% 08/24/2018	4581X0BR8	25,000,000.00	BKWEST		100.19	25,047,000.00	(323,589.25)	(89,585.25)	0.80	0.80	1.52
INTL BANK OF RECON AND DEV GLOBAL NOTES DTD 10/07/2015 1.000% 10/05/2018	459058ER0	50,000,000.00	BK AMER		99.55	49,776,750.00	(138,250.00)	(196,629.00)	0.92	0.92	1.49
INTL BK OF REC & DEV NOTE (EX-CALLABLE) DTD 04/26/2016 1.250% 04/26/2019	459058FC2	25,000,000.00	DEUTSCHE		99.39	24,846,900.00	(100,600.00)	(126,834.50)	1.46	1.46	1.67
INTER-AMERICAN DEVELOPMENT BANK DTD 04/12/2016 1.000% 05/13/2019	458182DX7	25,000,000.00	BNP DIR		98.98	24,744,625.00	(98,250.00)	(173,326.75)	1.51	1.51	1.68
INTER-AMERICAN DEVELOPMENT BANK DTD 04/12/2016 1.000% 05/13/2019	458182DX7	100,000,000.00	BMO		98.98	98,978,500.00	(721,500.00)	(871,087.00)	1.51	1.51	1.68
INTL BANK OF RECON AND DEV DTD 01/25/2016 1.430% 07/25/2019	45905UUV4	50,000,000.00	TOR DOM		99.19	49,596,000.00	(404,000.00)	(404,000.00)	1.70	1.70	1.91
INTL BANK OF RECON AND DEV GLOBAL NOTES DTD 01/28/2016 1.250% 07/26/2019	459058EV1	25,000,000.00	BARCLAYS		99.24	24,810,375.00	(68,875.00)	(128,914.25)	1.70	1.70	1.69
INTL BANK OF RECON AND DEV SN NOTE DTD 07/13/2016 0.875% 08/15/2019	459058FK4	50,000,000.00	TOR DOM		98.54	49,270,500.00	(637,000.00)	(675,570.00)	1.76	1.76	1.71
INTER-AMERICAN DEVELOPMENT BANK DTD 10/15/2015 1.250% 10/15/2019	4581X0CR7	25,000,000.00	DEUTSCHE		99.07	24,766,925.00	115,925.00	(53,421.50)	1.92	1.92	1.74
INTER-AMERICAN DEVELOPMENT BANK DTD 10/15/2015 1.250% 10/15/2019	4581X0CR7	25,000,000.00	TOR DOM		99.07	24,766,925.00	20,925.00	(92,136.25)	1.92	1.92	1.74



Managed Account Fair Market Value & Analytics

For the Month Ending **October 31, 2017**

SAN BERNARDINO COUNTY - 76990800

Security Type/Description Dated Date/Coupon/Maturity	CUSIP	Par	Broker	Next Call Date	Market Price	Market Value	Unreal G/L On Cost	Unreal G/L Amort Cost	Effective Duration	Duration to Worst at Mkt	YTM
Supra-National Agency Bond / Note											
INTL BANK OF RECON AND DEV GLOBAL NOTES DTD 10/27/2016 1.125% 11/27/2019	459058FS7	50,000,000.00	CITIGRP		98.73	49,367,300.00	(527,200.00)	(561,298.00)	2.03	2.03	1.75
INTL BANK OF RECON AND DEV GLOBAL NOTES DTD 03/30/2016 1.375% 03/30/2020	459058FA6	25,000,000.00	TOR DOM		98.91	24,728,075.00	(195,425.00)	(225,235.00)	2.36	2.36	1.84
INTL BK RECON & DEVELOP NOTES DTD 03/21/2017 1.875% 04/21/2020	459058FZ1	25,000,000.00	BNP		100.15	25,036,750.00	58,500.00	54,116.25	2.40	2.40	1.81
INTER-AMERICAN DEVEL BK NOTE DTD 04/12/2017 1.625% 05/12/2020	4581X0CX4	25,000,000.00	RBC		99.58	24,894,025.00	(46,725.00)	(57,251.50)	2.45	2.45	1.80
INTL BANK OF RECON AND DEV GLOBAL NOTES DTD 08/29/2017 1.625% 09/04/2020	459058GA5	25,000,000.00	JPMCHASE		99.39	24,846,725.00	(148,025.00)	(148,325.50)	2.76	2.76	1.85

Security Type Sub-Total **815,000,000.00** **809,763,045.00** **(3,387,326.00)** **(4,311,327.95)** **1.35** **1.35** **1.62**

NOW Account

BANK OF THE WEST MONEY MARKET FUND	BKOFWEST7	15,000,000.00	DIRECT		1.00	15,000,000.00	0.00	0.00	0.00	0.00	1.23
BANK OF THE WEST MONEY MARKET FUND	BKOFWEST7	20,000,000.00	DIRECT		1.00	20,000,000.00	0.00	0.00	0.00	0.00	1.23
BANK OF THE WEST MONEY MARKET FUND	BKOFWEST7	35,000,000.00	DIRECT		1.00	35,000,000.00	0.00	0.00	0.00	0.00	1.23
BANK OF THE WEST MONEY MARKET FUND	BKOFWEST7	50,000,000.00	DIRECT		1.00	50,000,000.00	0.00	0.00	0.00	0.00	1.23
BANK OF THE WEST MONEY MARKET FUND	BKOFWEST7	80,000,000.00	DIRECT		1.00	80,000,000.00	0.00	0.00	0.00	0.00	1.23

Security Type Sub-Total **200,000,000.00** **200,000,000.00** **0.00** **0.00** **0.00** **0.00** **1.23**

Money Market Fund

FIDELITY GOV'T MM FUND 2642	31607A703	1,000,000.00			1.00	1,000,000.00	0.00	0.00	0.00	0.00	0.92
FEDERATED GOVT OBLIGATIONS FUND	608919718	1,000,000.00			1.00	1,000,000.00	0.00	0.00	0.00	0.00	0.91

Security Type Sub-Total **2,000,000.00** **2,000,000.00** **0.00** **0.00** **0.00** **0.00** **0.92**

Joint Powers Authority

CALIFORNIA ASSET MANAGEMENT PROGRAM	CAMPFM025	18,000,000.00	DIRECT		1.00	18,000,000.00	0.00	0.00	0.00	0.00	1.16
-------------------------------------	-----------	---------------	--------	--	------	---------------	------	------	------	------	------



Managed Account Fair Market Value & Analytics

For the Month Ending **October 31, 2017**

SAN BERNARDINO COUNTY - 76990800

Security Type/Description	Dated Date/Coupon/Maturity	CUSIP	Par	Broker	Next Call Date	Market Price	Market Value	Unreal G/L On Cost	Unreal G/L Amort Cost	Effective Duration	Duration to Worst at Mkt	YTM
Joint Powers Authority												
CALIFORNIA ASSET MANAGEMENT PROGRAM		CAMPMF025	24,000,000.00	DIRECT		1.00	24,000,000.00	0.00	0.00	0.00	0.00	1.16
CALIFORNIA ASSET MANAGEMENT PROGRAM		CAMPMF025	45,000,000.00	DIRECT		1.00	45,000,000.00	0.00	0.00	0.00	0.00	1.16
CALIFORNIA ASSET MANAGEMENT PROGRAM		CAMPMF025	50,000,000.00	DIRECT		1.00	50,000,000.00	0.00	0.00	0.00	0.00	1.16
CALIFORNIA ASSET MANAGEMENT PROGRAM		CAMPMF025	50,000,000.00	DIRECT		1.00	50,000,000.00	0.00	0.00	0.00	0.00	1.16
Security Type Sub-Total			187,000,000.00				187,000,000.00	0.00	0.00	0.00	0.00	1.16
Federal Agency Bond / Note												
FHLMC NOTES	DTD 12/11/2015 1.000% 12/15/2017	3137EADX4	50,000,000.00	TOR DOM		99.98	49,990,100.00	41,600.00	(6,744.50)	0.12	0.12	1.13
FFCB NOTES	DTD 12/18/2014 1.125% 12/18/2017	3133EEFE5	25,000,000.00	WELLSFAR		100.00	24,998,875.00	22,950.00	(62.00)	0.13	0.13	1.13
FFCB NOTES	DTD 12/18/2014 1.125% 12/18/2017	3133EEFE5	25,000,000.00	MERRILL		100.00	24,998,875.00	22,875.00	(65.50)	0.13	0.13	1.13
FHLB NOTES	DTD 11/20/2015 1.000% 12/19/2017	3130A6SW8	25,000,000.00	TOR DOM		99.99	24,997,325.00	(2,675.00)	(2,675.00)	0.14	0.14	1.05
FHLMC NOTES	DTD 11/21/2012 0.750% 01/12/2018	3137EADN6	25,000,000.00	MORGANST		99.92	24,980,025.00	323,275.00	(5,991.25)	0.20	0.20	1.14
FHLMC NOTES	DTD 11/21/2012 0.750% 01/12/2018	3137EADN6	25,000,000.00	BK AMER		99.92	24,980,025.00	309,775.00	(6,529.75)	0.20	0.20	1.14
FFCB NOTES	DTD 02/26/2016 0.850% 02/26/2018	3133EFF51	25,000,000.00	WELLSFAR		99.91	24,976,800.00	(34,700.00)	(25,048.25)	0.32	0.32	1.13
FHLB NOTES	DTD 02/18/2016 0.875% 03/19/2018	3130A7CX1	25,000,000.00	BARCLAYS		99.85	24,963,325.00	(28,925.00)	(35,234.50)	0.38	0.38	1.25
FNMA NOTE	DTD 03/04/2016 0.875% 03/28/2018	3135G0J61	50,000,000.00	CITIGRP		99.84	49,919,350.00	19,350.00	(60,729.00)	0.41	0.41	1.26
FHLMC REFERENCE NOTE	DTD 04/07/2016 0.750% 04/09/2018	3137EAEA3	50,000,000.00	WELLSFAR		99.77	49,883,250.00	(38,250.00)	(99,463.50)	0.44	0.44	1.28
FFCB NOTES	DTD 04/12/2016 0.750% 04/18/2018	3133EF3B1	50,000,000.00	WELLSFAR		99.74	49,870,050.00	(61,950.00)	(114,208.50)	0.46	0.46	1.31



Managed Account Fair Market Value & Analytics

For the Month Ending **October 31, 2017**

SAN BERNARDINO COUNTY - 76990800

Security Type/Description	Dated Date/Coupon/Maturity	CUSIP	Par	Broker	Next Call Date	Market Price	Market Value	Unreal G/L On Cost	Unreal G/L Amort Cost	Effective Duration	Duration to Worst at Mkt	YTM
Federal Agency Bond / Note												
FHLB NOTES		3130A4GJ5	30,000,000.00	MORGANST		99.92	29,975,070.00	(11,130.00)	(22,771.80)	0.48	0.48	1.29
DTD 02/27/2015 1.125% 04/25/2018												
FHLB NOTES		3130A57K9	25,000,000.00	WELLSFAR		99.83	24,957,650.00	(48,850.00)	(43,465.00)	0.50	0.50	1.34
DTD 05/04/2015 1.000% 05/04/2018												
FFCB NOTES		3133EEJ50	25,000,000.00	DAIWA		99.82	24,955,975.00	(24,525.00)	(40,550.00)	0.52	0.52	1.37
DTD 05/11/2015 1.030% 05/11/2018												
FFCB NOTES		3133EEJ50	25,000,000.00	JPMCHASE		99.82	24,955,975.00	1,400.00	(35,926.75)	0.52	0.52	1.37
DTD 05/11/2015 1.030% 05/11/2018												
FHLB NOTES		313379DT3	25,000,000.00	DEUTSCHE		99.94	24,985,875.00	(239,125.00)	(79,784.00)	0.60	0.60	1.34
DTD 05/04/2012 1.250% 06/08/2018												
FEDERAL HOME LOAN BANKS AGCY		3130A8BD4	35,000,000.00	CITIGRP		99.66	34,881,560.00	(34,090.00)	(91,548.80)	0.65	0.65	1.39
DTD 05/27/2016 0.875% 06/29/2018												
FNMA NOTES (EX-CALLABLE) GLOBAL NOTES		3135G0M75	28,325,000.00	JPMCHASE		99.62	28,216,883.48	(48,634.02)	(85,984.50)	0.73	0.73	1.40
DTD 07/27/2016 0.875% 07/27/2018												
FHLB NOTES		3130A8PK3	25,000,000.00	BARCLAYS		99.41	24,852,300.00	(95,700.00)	(128,445.75)	0.76	0.76	1.40
DTD 07/08/2016 0.625% 08/07/2018												
FHLB NOTES		3130A6AE7	25,000,000.00	TOR DOM		99.73	24,931,675.00	(140,325.00)	(100,834.00)	0.86	0.86	1.44
DTD 08/07/2015 1.125% 09/14/2018												
FHLMC REFERENCE NOTE		3137EAED7	50,000,000.00	BARCLAYS		99.44	49,721,050.00	(257,450.00)	(269,046.00)	0.94	0.94	1.47
DTD 09/16/2016 0.875% 10/12/2018												
FNMA BENCHMARK NOTE		3135G0E58	12,000,000.00	ICAP		99.64	11,957,040.00	(15,600.00)	(34,333.44)	0.96	0.96	1.50
DTD 09/01/2015 1.125% 10/19/2018												
FNMA BENCHMARK NOTE		3135G0E58	25,000,000.00	DEUTSCHE		99.64	24,910,500.00	(32,750.00)	(71,606.75)	0.96	0.96	1.50
DTD 09/01/2015 1.125% 10/19/2018												
FHLMC NOTES (EX-CALLABLE)		3134G8YU7	50,000,000.00	JPMCHASE		99.55	49,776,550.00	(188,450.00)	(209,532.50)	0.98	0.98	1.51
DTD 04/26/2016 1.050% 10/26/2018												
FHLB NOTES		3130AAE46	50,000,000.00	BK AMER		99.64	49,818,600.00	(179,400.00)	(180,152.50)	1.19	1.19	1.55
DTD 12/08/2016 1.250% 01/16/2019												
FNMA BENCHMARK NOTE		3135G0J53	25,000,000.00	JPMCHASE		99.28	24,819,950.00	(121,050.00)	(153,941.00)	1.30	1.30	1.55
DTD 02/23/2016 1.000% 02/26/2019												
FHLMC NOTES (CALLABLE)		3134GA6H2	25,000,000.00	MORGANST	02/28/18	99.62	24,904,875.00	(95,125.00)	(95,125.00)	1.12	1.31	1.67
DTD 02/28/2017 1.375% 02/28/2019												



Managed Account Fair Market Value & Analytics

For the Month Ending **October 31, 2017**

SAN BERNARDINO COUNTY - 76990800

Security Type/Description	Dated Date/Coupon/Maturity	CUSIP	Par	Broker	Next Call Date	Market Price	Market Value	Unreal G/L On Cost	Unreal G/L Amort Cost	Effective Duration	Duration to Worst at Mkt	YTM
Federal Agency Bond / Note												
FEDERAL HOME LOAN BANK NOTES DTD 02/06/2012 1.500% 03/08/2019		3133782M2	25,000,000.00	DEUTSCHE		99.93	24,982,000.00	(69,750.00)	(52,878.75)	1.33	1.33	1.55
FEDERAL HOME LOAN BANK NOTES DTD 02/06/2012 1.500% 03/08/2019		3133782M2	25,000,000.00	MORGANST		99.93	24,982,000.00	(70,500.00)	(54,817.00)	1.33	1.33	1.55
FEDERAL HOME LOAN BANK AGENCY DTD 03/10/2017 1.375% 03/18/2019		3130AAXX1	75,000,000.00	CITIGRP		99.73	74,793,825.00	(32,175.00)	(86,910.75)	1.36	1.36	1.58
FREDDIE MAC NOTES DTD 03/21/2016 1.125% 04/15/2019		3137EADZ9	25,000,000.00	JPMCHASE		99.35	24,837,725.00	(154,025.00)	(158,301.75)	1.44	1.44	1.58
FFCB BONDS DTD 04/17/2017 1.320% 04/17/2019		3133EHFK4	25,000,000.00	MORGANST		99.61	24,902,200.00	(76,050.00)	(81,853.75)	1.44	1.44	1.59
FEDERAL HOME LOAN BANK AGENCY NOTES DTD 05/12/2017 1.375% 05/28/2019		3130ABF92	45,000,000.00	BK AMER		99.68	44,856,765.00	(58,185.00)	(77,569.20)	1.54	1.54	1.58
FHLB GLOBAL NOTE DTD 06/03/2016 1.125% 06/21/2019		3130A8DB6	50,000,000.00	WELLSFAR		99.25	49,625,700.00	(353,300.00)	(362,888.50)	1.61	1.61	1.59
FFCB BONDS DTD 07/24/2017 1.400% 07/24/2019		3133EHSC8	25,000,000.00	OTHER		99.66	24,913,875.00	(67,875.00)	(70,307.25)	1.70	1.70	1.60
FREDDIE MAC GLOBAL NOTES DTD 07/30/2012 1.250% 08/01/2019		3137EADK2	23,347,000.00	MORGANST		99.35	23,195,244.50	71,255.04	(51,980.23)	1.72	1.72	1.63
FREDDIE MAC NOTES DTD 07/19/2017 1.375% 08/15/2019		3137EAEH8	10,000,000.00	BNY		99.56	9,956,250.00	(22,150.00)	(23,241.20)	1.75	1.75	1.62
FREDDIE MAC NOTES DTD 07/19/2017 1.375% 08/15/2019		3137EAEH8	75,000,000.00	JPM		99.56	74,671,875.00	(217,875.00)	(232,896.75)	1.75	1.75	1.62
FNMA NOTES DTD 09/02/2016 1.000% 08/28/2019		3135G0P49	50,000,000.00	DEUTSCHE		98.88	49,442,450.00	(479,550.00)	(509,632.00)	1.80	1.80	1.62
FREDDIE MAC GLOBAL NOTES DTD 10/02/2012 1.250% 10/02/2019		3137EADM8	10,000,000.00	OTHER		99.27	9,926,530.00	(22,470.00)	(24,839.80)	1.89	1.89	1.64
FEDERAL HOME LOAN BANK NOTES DTD 10/13/2017 1.500% 10/21/2019		3130ACM92	50,000,000.00	CITIGRP		99.71	49,856,050.00	(55,450.00)	(57,617.00)	1.93	1.93	1.65
FANNIE MAE GLOBAL NOTES DTD 10/25/2016 1.000% 10/24/2019		3135G0R39	25,000,000.00	BARCLAYS		98.73	24,683,225.00	(249,775.00)	(272,257.00)	1.95	1.95	1.65
FHLB NOTES DTD 11/17/2016 1.375% 11/15/2019		3130AA3R7	35,000,000.00	BK AMER		99.44	34,802,285.00	(189,665.00)	(192,192.00)	1.99	1.99	1.66



Managed Account Fair Market Value & Analytics

For the Month Ending **October 31, 2017**

SAN BERNARDINO COUNTY - 76990800

Security Type/Description Dated Date/Coupon/Maturity	CUSIP	Par	Broker	Next Call Date	Market Price	Market Value	Unreal G/L On Cost	Unreal G/L Amort Cost	Effective Duration	Duration to Worst at Mkt	YTM
Federal Agency Bond / Note											
FREDDIE MAC AGENCY NOTE DTD 01/17/2017 1.500% 01/17/2020	3137EAEES	25,000,000.00	CITIGRP		99.59	24,897,275.00	(75,725.00)	(82,709.50)	2.16	2.16	1.69
FNMA NOTES DTD 01/12/2015 1.625% 01/21/2020	3135G0A78	25,000,000.00	TOR DOM		99.95	24,986,325.00	(17,775.00)	(16,000.25)	2.16	2.16	1.65
FNMA NOTES DTD 02/28/2017 1.500% 02/28/2020	3135G0T29	40,000,000.00	JPMCHASE		99.52	39,809,200.00	(165,200.00)	(170,862.40)	2.27	2.27	1.71
FHLMC AGENCY NOTES DTD 04/20/2017 1.375% 04/20/2020	3137EAEF2	25,000,000.00	TD SEC U		99.12	24,779,625.00	(134,875.00)	(149,722.75)	2.41	2.41	1.74
FFCB BONDS DTD 05/08/2017 1.550% 05/08/2020	3133EHJA2	25,000,000.00	JPM		99.60	24,900,650.00	(85,625.00)	(87,780.75)	2.44	2.44	1.71
FNMA NOTES DTD 08/01/2017 1.500% 07/30/2020	3135G0T60	75,000,000.00	BARCLAYS		99.33	74,500,800.00	(271,950.00)	(290,523.00)	2.67	2.67	1.75
FHLB NOTES DTD 09/08/2017 1.375% 09/28/2020	3130ACE26	40,000,000.00	BARCLAYS		98.78	39,513,320.00	(358,280.00)	(364,250.40)	2.83	2.83	1.81
Security Type Sub-Total		1,683,672,000.00				1,676,994,722.98	(4,114,448.98)	(5,471,831.52)	1.24	1.24	1.49

Corporate Note											
BERKSHIRE HATHAWAY FIN (FLOATING) DTD 01/15/2015 1.657% 01/12/2018	084664CD1	15,000,000.00	DEUTSCHE		100.06	15,009,045.00	(19,515.00)	5,013.15	0.25	0.20	1.31
BERKSHIRE HATHAWAY INC GLOBAL NOTES DTD 08/15/2016 1.150% 08/15/2018	084670BX5	10,000,000.00	WELLSFAR		99.68	9,967,970.00	(30,830.00)	(31,553.60)	0.78	0.78	1.56
MICROSOFT CORP NOTES DTD 11/03/2015 1.300% 11/03/2018	594918BF0	1,000,000.00	CITIGRP		99.74	997,374.00	(4,266.00)	(3,183.05)	0.99	0.99	1.56
MICROSOFT CORP NOTES DTD 11/03/2015 1.300% 11/03/2018	594918BF0	1,000,000.00	VINING		99.74	997,374.00	(4,296.00)	(3,193.23)	0.99	0.99	1.56
MICROSOFT CORP NOTES DTD 11/03/2015 1.300% 11/03/2018	594918BF0	3,500,000.00	ICAP		99.74	3,490,809.00	(14,616.00)	(11,033.75)	0.99	0.99	1.56
MICROSOFT CORP NOTES DTD 11/03/2015 1.300% 11/03/2018	594918BF0	4,500,000.00	MERRILL		99.74	4,488,183.00	(18,567.00)	(14,109.84)	0.99	0.99	1.56
MICROSOFT CORP NOTES DTD 11/03/2015 1.300% 11/03/2018	594918BF0	5,000,000.00	UBS AG		99.74	4,986,870.00	(20,180.00)	(15,524.85)	0.99	0.99	1.56



Managed Account Fair Market Value & Analytics

For the Month Ending **October 31, 2017**

SAN BERNARDINO COUNTY - 76990800

Security Type/Description Dated Date/Coupon/Maturity	CUSIP	Par	Broker	Next Call Date	Market Price	Market Value	Unreal G/L On Cost	Unreal G/L Amort Cost	Effective Duration	Duration to Worst at Mkt	YTM
Corporate Note											
MICROSOFT CORP NOTES DTD 11/03/2015 1.300% 11/03/2018	594918BF0	5,000,000.00	BARCLAYS		99.74	4,986,870.00	(20,880.00)	(15,762.50)	0.99	0.99	1.56
MICROSOFT CORP NOTES DTD 11/03/2015 1.300% 11/03/2018	594918BF0	5,000,000.00	LOOP CAP		99.74	4,986,870.00	(21,630.00)	(16,017.10)	0.99	0.99	1.56
MICROSOFT CORP NOTES DTD 08/08/2016 1.100% 08/08/2019	594918BN3	20,000,000.00	MERRILL		98.96	19,792,680.00	(186,720.00)	(195,087.60)	1.74	1.74	1.70
WAL-MART STORES INC CORP NOTE DTD 10/20/2017 1.750% 10/09/2019	931142DY6	7,000,000.00	MORGANST		99.97	6,998,152.00	(1,708.00)	(1,709.40)	1.90	1.90	1.76
MICROSOFT CORP DTD 02/06/2017 1.850% 02/06/2020	594918BV5	15,000,000.00	BARCLAYS		100.06	15,008,925.00	18,975.00	16,558.95	2.20	2.20	1.82
US BANK NA CORPORATE BOND (CALLABLE) DTD 10/24/2017 2.050% 10/23/2020	90331HNG4	40,000,000.00	MORGANST	09/23/20	100.01	40,003,960.00	11,960.00	11,909.60	2.86	2.87	2.05

Security Type Sub-Total		132,000,000.00				131,715,082.00	(312,273.00)	(273,693.22)	1.75	1.75	1.74
--------------------------------	--	-----------------------	--	--	--	-----------------------	---------------------	---------------------	-------------	-------------	-------------

Commercial Paper											
NATIXIS US BRANCH COMM PAPER -- 0.000% 11/01/2017	63873JY12	58,000,000.00	BONY		100.00	57,998,144.00	(116.00)	(1,856.00)	0.00	0.00	1.15
BANK OF TOKYO MITSUBISHI LTD COMM PAPER -- 0.000% 11/07/2017	06538BY72	35,000,000.00	BTM_DIR		99.98	34,991,950.00	4,569.44	(1,166.55)	0.02	0.02	1.18
BANK OF TOKYO MITSUBISHI UFJ COMM PAPER DTD 05/08/2017 0.000% 11/08/2017	06538BY80	35,000,000.00	BTM_DIR		99.97	34,990,760.00	4,526.67	(1,209.60)	0.02	0.02	1.19
BANK OF TOKYO MITSUBISHI UFJ COMM PAPER -- 0.000% 11/13/2017	06538BYD9	70,000,000.00	BTM_DIR		99.96	69,969,760.00	19,576.67	(1,773.10)	0.04	0.04	1.20
BANK OF TOKYO MITSUBISHI UFJ COMM PAPER DTD 06/28/2017 0.000% 11/15/2017	06538BYF4	30,000,000.00	BTM_DIR		99.95	29,985,000.00	19,850.00	(650.10)	0.04	0.04	1.20
JP MORGAN SECURITIES LLC COMM PAPER DTD 03/06/2017 0.000% 12/01/2017	46640PZ14	50,000,000.00	JPMCHASE		99.89	49,946,150.00	292,816.67	316.50	0.08	0.08	1.25



Managed Account Fair Market Value & Analytics

For the Month Ending **October 31, 2017**

SAN BERNARDINO COUNTY - 76990800

Security Type/Description Dated Date/Coupon/Maturity	CUSIP	Par	Broker	Next Call Date	Market Price	Market Value	Unreal G/L On Cost	Unreal G/L Amort Cost	Effective Duration	Duration to Worst at Mkt	YTM
Commercial Paper											
JP MORGAN SECURITIES LLC COMM PAPER DTD 03/08/2017 0.000% 12/04/2017	46640PZ48	25,000,000.00	JPMCHASE		99.88	24,970,400.00	115,011.11	1,795.75	0.09	0.09	1.26
TOYOTA MOTOR CREDIT CORP COMM PAPER -- 0.000% 12/20/2017	89233GZL3	50,000,000.00	TOYOTA		99.83	49,917,350.00	8,850.00	378.00	0.14	0.14	1.19
AMERICAN HONDA FINANCE COMM PAPER -- 0.000% 12/22/2017	02665JZN3	45,000,000.00	MIZUHO		99.83	44,923,815.00	62,590.00	1,589.85	0.14	0.14	1.17
JP MORGAN SECURITIES LLC COMM PAPER -- 0.000% 12/29/2017	46640PZV8	25,000,000.00	JPMCHASE		99.79	24,947,600.00	223,225.00	6,808.25	0.16	0.16	1.28
TOYOTA MOTOR CREDIT CORP COMM PAPER -- 0.000% 12/29/2017	89233GZV1	42,000,000.00	TOYOTA		99.80	41,916,210.00	344,610.00	8,236.62	0.16	0.16	1.22
TOYOTA MOTOR CREDIT CORP COMM PAPER DTD 04/07/2017 0.000% 01/02/2018	89233HA20	50,000,000.00	TOYOTA		99.79	49,892,900.00	26,150.00	(1,183.50)	0.17	0.17	1.23
BNP PARIBAS NY BRANCH COMM PAPER DTD 07/03/2017 0.000% 01/03/2018	09659CA32	30,000,000.00	BNP DIR		99.79	29,935,740.00	(343.33)	(2,310.00)	0.17	0.17	1.21
GE CAPITAL TREASURY LLC COMM PAPER -- 0.000% 01/03/2018	36164KA35	50,000,000.00	GECC		99.77	49,885,600.00	104,322.22	(3,275.00)	0.17	0.17	1.29
GE CAPITAL TREASURY LLC COMM PAPER -- 0.000% 01/08/2018	36164KA84	25,000,000.00	GECC		99.75	24,937,900.00	49,011.11	(1,655.50)	0.19	0.19	1.30
TOYOTA MOTOR CREDIT CORP COMM PAPER -- 0.000% 02/01/2018	89233HB11	35,000,000.00	TOYOTA		99.67	34,885,550.00	75,318.06	2,722.30	0.25	0.25	1.27
JP MORGAN SECURITIES LLC COMM PAPER DTD 07/31/2017 0.000% 03/01/2018	46640OC17	50,000,000.00	JPMCHASE		99.53	49,762,550.00	169,355.56	4,216.50	0.33	0.33	1.42
Security Type Sub-Total		705,000,000.00				703,857,379.00	1,519,323.18	10,984.42	0.13	0.13	1.23
Certificate of Deposit											
US BANK NA CERT DEPOS DTD 06/27/2017 1.210% 11/01/2017	90333VTX8	28,000,000.00	US BANK		100.00	28,000,030.80	30.80	30.80	0.00	0.00	1.18



Managed Account Fair Market Value & Analytics

For the Month Ending **October 31, 2017**

SAN BERNARDINO COUNTY - 76990800

Security Type/Description	Dated Date/Coupon/Maturity	CUSIP	Par	Broker	Next Call Date	Market Price	Market Value	Unreal G/L On Cost	Unreal G/L Amort Cost	Effective Duration	Duration to Worst at Mkt	YTM
Certificate of Deposit												
SVENSKA HANDELSBANKEN NY CERT DEPOS	DTD 05/11/2017 1.240% 11/01/2017	86958JNF2	50,000,000.00	SVENSKA		100.00	50,000,125.00	125.00	125.00	0.00	0.00	1.18
US BANK NA CERT DEPOS	DTD 06/30/2017 1.210% 11/01/2017	90333VUA6	50,000,000.00	US BANK		100.00	50,000,055.00	55.00	55.00	0.00	0.00	1.18
US BANK NA CERT DEPOS	DTD 06/30/2017 1.210% 11/02/2017	90333VUB4	30,000,000.00	US BANK		100.00	30,000,057.00	57.00	57.00	0.01	0.01	1.18
RABOBANK NEDERLAND NV NY CERT DEPOS	DTD 07/07/2017 1.290% 12/01/2017	21685VA25	50,000,000.00	RABO_DIR		100.00	50,002,360.00	2,360.00	2,360.00	0.08	0.08	1.25
ROYAL BANK OF CANADA NY FLOATING CD	DTD 12/08/2016 1.617% 12/08/2017	78009NL61	25,000,000.00	ROYAL		100.04	25,010,775.00	10,775.00	10,775.00	0.25	0.11	1.16
SWEDBANK NY CERT DEPOS	DTD 10/27/2017 1.210% 12/20/2017	87019U5A3	50,000,000.00	OTHER		99.98	49,988,849.00	(11,151.00)	(11,151.00)	0.14	0.14	1.29
BANK OF MONTREAL CHICAGO FLOATING CD	DTD 07/10/2017 1.345% 01/02/2018	06371EEF0	25,000,000.00	BMOCHI_D		99.98	24,995,250.00	(4,750.00)	(4,750.00)	0.08	0.17	1.45
BANK OF MONTREAL CHICAGO CERT DEPOS	DTD 08/07/2017 1.360% 01/03/2018	06371EHY6	25,000,000.00	BMOCHI_D		100.01	25,002,740.00	2,740.00	2,740.00	0.17	0.17	1.32
SVENSKA HANDELSBANKEN NY CERT DEPOS	DTD 08/07/2017 1.330% 01/03/2018	86958JSP5	25,000,000.00	SVENSKA		100.00	25,000,102.50	102.50	102.50	0.17	0.17	1.32
US BANK NA CERT DEPOS	DTD 07/27/2017 1.290% 01/03/2018	90333VUG3	100,000,000.00	US BANK		99.99	99,985,974.00	(14,026.00)	(14,026.00)	0.17	0.17	1.32
NORDEA BANK FINLAND NY CERT DEPOS	DTD 10/30/2017 1.290% 01/24/2018	65590AND4	60,000,000.00	RBC CAP		99.96	59,976,307.20	(23,692.80)	(23,692.80)	0.23	0.23	1.37
TORONTO DOMINION BANK NY CERT DEPOS	DTD 10/31/2017 1.370% 02/01/2018	89113XLB8	50,000,000.00	TOR DOM		99.99	49,993,985.50	(6,014.50)	(6,014.50)	0.25	0.25	1.39
NORDEA BANK AB CERT DEPOS	DTD 09/27/2017 1.300% 02/01/2018	65590ALU8	75,000,000.00	FTN		99.95	74,962,731.00	(37,269.00)	(37,269.00)	0.25	0.25	1.39
BANK OF MONTREAL CHICAGO	DTD 06/01/2017 1.380% 03/01/2018	06427KZR1	25,000,000.00	BMOCHI_D		99.97	24,993,551.00	(6,449.00)	(6,449.00)	0.33	0.33	1.45



Managed Account Fair Market Value & Analytics

For the Month Ending **October 31, 2017**

SAN BERNARDINO COUNTY - 76990800

Security Type/Description	Dated Date/Coupon/Maturity	CUSIP	Par	Broker	Next Call Date	Market Price	Market Value	Unreal G/L On Cost	Unreal G/L Amort Cost	Effective Duration	Duration to Worst at Mkt	YTM
Certificate of Deposit												
BANK OF NOVA SCOTIA CERT DEPOS DTD 06/01/2017 1.370% 03/01/2018		06417GUZ9	25,000,000.00	BNS		99.97	24,992,720.00	(7,280.00)	(7,280.00)	0.33	0.33	1.45
WESTPAC BANKING CORP CD (FLOATING) DTD 03/08/2017 1.555% 03/08/2018		96121T3A4	50,000,000.00	ICAP		100.08	50,040,050.00	40,050.00	40,050.00	0.08	0.35	1.41
CBA AUSTRALIA NY FLOATING CERT DEPOS DTD 03/23/2017 1.559% 03/23/2018		20271EMG1	50,000,000.00	ICAP		100.01	50,006,250.00	6,250.00	6,250.00	0.08	0.39	1.45
WESTPAC BANKING CORP CD (FLOATING) DTD 03/24/2017 1.540% 03/26/2018		96121T3E6	25,000,000.00	ICAP		100.08	25,019,275.00	19,275.00	19,275.00	0.08	0.40	1.42
TORONTO DOMINION BANK NY CERT DEPOS DTD 04/03/2017 1.500% 04/02/2018		89113WF43	50,000,000.00	TOR DOM		99.97	49,983,893.50	(16,106.50)	(16,106.50)	0.42	0.42	1.51
BANK OF MONTREAL CHICAGO (FLOAT) CD DTD 04/11/2017 1.515% 05/10/2018		06427KWW5	50,000,000.00	BMO_DIR		100.04	50,018,500.00	18,500.00	18,500.00	0.08	0.52	1.45
ROYAL BANK OF CANADA NY CD (FLOAT) DTD 05/25/2017 1.418% 05/25/2018		78009NT89	25,000,000.00	ROYAL		100.01	25,001,375.00	1,375.00	1,375.00	0.08	0.57	1.42
COOPERATIEVE RABOBANK U.A. CERT DEPOS DTD 05/05/2017 1.480% 06/01/2018		21684B2C7	25,000,000.00	RABO_DIR		99.94	24,986,125.00	(13,875.00)	(13,875.00)	0.59	0.59	1.53
WESTPAC BANKING CORP NY FLOATING CD DTD 06/02/2017 1.426% 06/01/2018		96121T3M8	50,000,000.00	ICAP		100.05	50,026,000.00	26,000.00	26,000.00	0.25	0.58	1.30
ROYAL BANK OF CANADA NY FLOAT CERT DEPOS DTD 06/12/2017 1.440% 06/12/2018		78009NU46	25,000,000.00	ROYAL		100.04	25,010,900.00	10,900.00	10,900.00	0.25	0.61	1.34
ROYAL BANK OF CANADA NY FLOAT CERT DEPOS DTD 06/28/2017 1.461% 06/28/2018		78009NV60	50,000,000.00	ROYAL		100.03	50,014,750.00	14,750.00	14,750.00	0.25	0.65	1.40
BANK OF MONTREAL CHICAGO CERT DEPOS DTD 07/03/2017 1.400% 07/02/2018		06371EDH7	25,000,000.00	BMO_DIR		99.84	24,958,935.50	(41,064.50)	(41,064.50)	0.66	0.66	1.64
WESTPAC BANKING CORP NY FLOATING CD DTD 07/07/2017 1.425% 07/02/2018		96121T3P1	25,000,000.00	ICAP		100.03	25,008,425.00	8,425.00	8,425.00	0.25	0.66	1.36



Managed Account Fair Market Value & Analytics

For the Month Ending **October 31, 2017**

SAN BERNARDINO COUNTY - 76990800

Security Type/Description Dated Date/Coupon/Maturity	CUSIP	Par	Broker	Next Call Date	Market Price	Market Value	Unreal G/L On Cost	Unreal G/L Amort Cost	Effective Duration	Duration to Worst at Mkt	YTM
Certificate of Deposit											
BANK OF NOVA SCOTIA HOUSTON FLOATING CD DTD 10/19/2017 1.408% 07/19/2018	06417GZO4	25,000,000.00	BNS		99.98	24,994,125.00	(5,875.00)	(5,875.00)	0.08	0.70	1.44
CBA AUSTRALIA NY FLOATING CERT DEPOS DTD 07/25/2017 1.385% 08/01/2018	20271EML0	50,000,000.00	ICAP		99.91	49,954,250.00	(45,750.00)	(45,750.00)	0.08	0.75	1.52
TORONTO DOMINION BANK NY FLOATING CD DTD 07/07/2017 1.438% 08/06/2018	89113W5C6	50,000,000.00	TD SEC U		100.00	49,999,300.00	(700.00)	(700.00)	0.08	0.76	1.45
BANK OF NOVA SCOTIA HOUSTON FLOATING CD DTD 09/26/2017 1.450% 09/26/2018	06417GYW2	25,000,000.00	JEFFERIE		99.93	24,981,625.00	(18,375.00)	(18,375.00)	0.25	0.89	1.53
Security Type Sub-Total		1,293,000,000.00				1,292,909,392.00	(90,608.00)	(90,608.00)	0.18	0.35	1.37
Bank Deposit Account											
STONECASTLE FICA	FICAMF003	50,000,000.00	OTHER		1.00	50,000,000.00	0.00	0.00	0.00	0.00	0.95
Security Type Sub-Total		50,000,000.00				50,000,000.00	0.00	0.00	0.00	0.00	0.95
Managed Account Sub-Total		5,917,672,000.00				5,900,919,245.98	(7,537,839.09)	(11,525,029.27)	0.94	0.98	1.45
Securities Sub-Total		\$5,917,672,000.00				\$5,900,919,245.98	(\$7,537,839.09)	(\$11,525,029.27)	0.94	0.98	1.45%
Accrued Interest						\$13,560,379.87					
Total Investments						\$5,914,479,625.85					



Managed Account Security Transactions & Interest

For the Month Ending **October 31, 2017**

SAN BERNARDINO COUNTY - 76990800

Transaction Type		Security Description	CUSIP	Par	Principal Proceeds	Accrued Interest	Total	Realized G/L Cost	Realized G/L Amort Cost	Sale Method
Trade	Settle									
BUY										
10/04/17	10/04/17	BANK OF TOKYO MITSUBISHI COMM PAPER -- 0.000% 10/11/2017	06538BXB4	225,000,000.00	(224,948,375.00)	0.00	(224,948,375.00)			
10/11/17	10/11/17	CREDIT AGRICOLE CIB NY COMM PAPER DTD 10/05/2017 0.000% 10/12/2017	22533TXC5	215,000,000.00	(214,993,072.22)	0.00	(214,993,072.22)			
10/11/17	10/20/17	WAL-MART STORES INC CORP NOTE DTD 10/20/2017 1.750% 10/09/2019	931142DY6	7,000,000.00	(6,999,860.00)	0.00	(6,999,860.00)			
10/12/17	10/12/17	BANK OF TOKYO MITSUBISHI UFJ COMM PAPER DTD 06/28/2017 0.000% 11/15/2017	06538BYF4	30,000,000.00	(29,965,150.00)	0.00	(29,965,150.00)			
10/12/17	10/12/17	NATIXIS NY BRANCH COMM PAPER DTD 10/06/2017 0.000% 10/13/2017	63873JXD7	160,000,000.00	(159,994,844.44)	0.00	(159,994,844.44)			
10/12/17	10/13/17	FEDERAL HOME LOAN BANK NOTES DTD 10/13/2017 1.500% 10/21/2019	3130ACM92	50,000,000.00	(49,911,500.00)	0.00	(49,911,500.00)			
10/13/17	10/13/17	NATIXIS US BRANCH COMM PAPER -- 0.000% 10/16/2017	63873JXG0	110,000,000.00	(109,989,366.67)	0.00	(109,989,366.67)			
10/13/17	10/16/17	TOYOTA MOTOR CREDIT CORP COMM PAPER DTD 04/07/2017 0.000% 01/02/2018	89233HA20	50,000,000.00	(49,866,750.00)	0.00	(49,866,750.00)			
10/16/17	10/16/17	NATIXIS US BRANCH COMM PAPER -- 0.000% 10/17/2017	63873JXH8	45,000,000.00	(44,998,550.00)	0.00	(44,998,550.00)			
10/17/17	10/17/17	NATIXIS US BRANCH COMM PAPER -- 0.000% 10/18/2017	63873JXJ4	45,000,000.00	(44,998,550.00)	0.00	(44,998,550.00)			
10/18/17	10/18/17	NATIXIS US BRANCH COMM PAPER -- 0.000% 10/19/2017	63873JXK1	65,000,000.00	(64,997,905.56)	0.00	(64,997,905.56)			
10/18/17	10/19/17	BANK OF NOVA SCOTIA HOUSTON FLOATING CD DTD 10/19/2017 1.408% 07/19/2018	06417GZQ4	25,000,000.00	(25,000,000.00)	0.00	(25,000,000.00)			
10/19/17	10/19/17	NATIXIS NY BRANCH COMM PAPER DTD 01/23/2017 0.000% 10/20/2017	63873JXL9	40,000,000.00	(39,998,711.11)	0.00	(39,998,711.11)			
10/19/17	10/24/17	US BANK NA CORPORATE BOND (CALLABLE) DTD 10/24/2017 2.050% 10/23/2020	90331HNG4	40,000,000.00	(39,992,000.00)	0.00	(39,992,000.00)			



Managed Account Security Transactions & Interest

For the Month Ending **October 31, 2017**

SAN BERNARDINO COUNTY - 76990800

Transaction Type		Security Description	CUSIP	Par	Principal Proceeds	Accrued Interest	Total	Realized G/L Cost	Realized G/L Amort Cost	Sale Method
Trade	Settle									
BUY										
10/20/17	10/20/17	NATIXIS US BRANCH COMM PAPER -- 0.000% 10/23/2017	63873JXP0	35,000,000.00	(34,996,616.67)	0.00	(34,996,616.67)			
10/23/17	10/23/17	BANK OF TOKYO MITSUBISHI UFJ COMM PAPER -- 0.000% 11/13/2017	06538BYD9	70,000,000.00	(69,950,183.33)	0.00	(69,950,183.33)			
10/23/17	10/23/17	NATIXIS NY BRANCH COMM PAPER DTD 10/17/2017 0.000% 10/24/2017	63873JXQ8	20,000,000.00	(19,999,355.56)	0.00	(19,999,355.56)			
10/25/17	10/26/17	US TREASURY NOTES DTD 10/31/2013 1.750% 10/31/2020	912828WC0	50,000,000.00	(49,996,093.75)	(425,611.41)	(50,421,705.16)			
10/27/17	10/27/17	TOYOTA MOTOR CREDIT CORP COMM PAPER -- 0.000% 12/20/2017	89233GZL3	50,000,000.00	(49,908,500.00)	0.00	(49,908,500.00)			
10/27/17	10/27/17	SWEDBANK NY CERT DEPOS DTD 10/27/2017 1.210% 12/20/2017	87019U5A3	50,000,000.00	(50,000,000.00)	0.00	(50,000,000.00)			
10/27/17	10/27/17	NATIXIS US BRANCH COMM PAPER -- 0.000% 10/30/2017	63873JXW5	154,000,000.00	(153,985,113.33)	0.00	(153,985,113.33)			
10/27/17	10/27/17	BANK OF TOKYO MITSUBISHI UFJ COMM PAPER DTD 05/08/2017 0.000% 11/08/2017	06538BY80	35,000,000.00	(34,986,233.33)	0.00	(34,986,233.33)			
10/27/17	10/27/17	BANK OF TOKYO MITSUBISHI LTD COMM PAPER -- 0.000% 11/07/2017	06538BY72	35,000,000.00	(34,987,380.56)	0.00	(34,987,380.56)			
10/30/17	10/30/17	BNP PARIBAS NY BRANCH COMM PAPER DTD 07/03/2017 0.000% 01/03/2018	09659CA32	30,000,000.00	(29,936,083.33)	0.00	(29,936,083.33)			
10/30/17	10/30/17	NORDEA BANK FINLAND NY CERT DEPOS DTD 10/30/2017 1.290% 01/24/2018	65590AND4	60,000,000.00	(60,000,000.00)	0.00	(60,000,000.00)			
10/30/17	10/30/17	NATIXIS NY BRANCH COMM PAPER DTD 08/29/2017 0.000% 10/31/2017	63873JXX3	75,000,000.00	(74,997,583.33)	0.00	(74,997,583.33)			
10/31/17	10/31/17	TORONTO DOMINION BANK NY CERT DEPOS DTD 10/31/2017 1.370% 02/01/2018	89113XLB8	50,000,000.00	(50,000,000.00)	0.00	(50,000,000.00)			
10/31/17	10/31/17	NATIXIS US BRANCH COMM PAPER -- 0.000% 11/01/2017	63873JY12	58,000,000.00	(57,998,260.00)	0.00	(57,998,260.00)			



Managed Account Security Transactions & Interest

For the Month Ending **October 31, 2017**

SAN BERNARDINO COUNTY - 76990800

Transaction Type	Trade	Settle	Security Description	CUSIP	Par	Principal Proceeds	Accrued Interest	Total	Realized G/L Cost	Realized G/L Amort Cost	Sale Method
Transaction Type Sub-Total					1,879,000,000.00	(1,878,396,038.19)	(425,611.41)	(1,878,821,649.60)			

INTEREST

10/01/17	10/01/17		CBA AUSTRALIA NY FLOATING CERT DEPOS DTD 07/25/2017 1.385% 08/01/2018	20271EML0	50,000,000.00	0.00	59,727.33	59,727.33			
10/02/17	10/02/17		FREDDIE MAC GLOBAL NOTES DTD 10/02/2012 1.250% 10/02/2019	3137EADM8	10,000,000.00	0.00	62,500.00	62,500.00			
10/02/17	10/02/17		BANK OF MONTREAL CHICAGO FLOATING CD DTD 07/10/2017 1.345% 01/02/2018	06371EEF0	25,000,000.00	0.00	25,135.50	25,135.50			
10/02/17	10/02/17		WESTPAC BANKING CORP NY FLOATING CD DTD 07/07/2017 1.425% 07/02/2018	96121T3P1	25,000,000.00	0.00	84,160.42	84,160.42			
10/05/17	10/05/17		INTL BANK OF RECON AND DEV GLOBAL NOTES DTD 10/07/2015 1.000% 10/05/2018	459058ER0	50,000,000.00	0.00	250,000.00	250,000.00			
10/07/17	10/06/17		TORONTO DOMINION BANK NY FLOATING CD DTD 07/07/2017 1.438% 08/06/2018	89113W5C6	50,000,000.00	0.00	59,652.92	59,652.92			
10/08/17	10/08/17		WESTPAC BANKING CORP CD (FLOATING) DTD 03/08/2017 1.555% 03/08/2018	96121T3A4	50,000,000.00	0.00	68,987.56	68,987.56			
10/09/17	10/09/17		FHLMC REFERENCE NOTE DTD 04/07/2016 0.750% 04/09/2018	3137EAEA3	50,000,000.00	0.00	187,500.00	187,500.00			
10/10/17	10/10/17		BANK OF MONTREAL CHICAGO (FLOAT) CD DTD 04/11/2017 1.515% 05/10/2018	06427KWW5	50,000,000.00	0.00	61,020.83	61,020.83			
10/10/17	10/10/17		INTL BANK OF RECON AND DEV GLOBAL NOTES DTD 04/10/2014 1.375% 04/10/2018	459058DN0	25,000,000.00	0.00	172,000.00	172,000.00			
10/12/17	10/12/17		FHLMC REFERENCE NOTE DTD 09/16/2016 0.875% 10/12/2018	3137EAED7	50,000,000.00	0.00	218,750.00	218,750.00			
10/12/17	10/12/17		BERKSHIRE HATHAWAY FIN (FLOATING) DTD 01/15/2015 1.657% 01/12/2018	084664CD1	15,000,000.00	0.00	61,490.88	61,490.88			



Managed Account Security Transactions & Interest

For the Month Ending **October 31, 2017**

SAN BERNARDINO COUNTY - 76990800

Transaction Type		Security Description	CUSIP	Par	Principal Proceeds	Accrued Interest	Total	Realized G/L Cost	Realized G/L Amort Cost	Sale Method
Trade	Settle									
INTEREST										
10/15/17	10/15/17	FREDDIE MAC NOTES DTD 03/21/2016 1.125% 04/15/2019	3137EADZ9	25,000,000.00	0.00	140,625.00	140,625.00			
10/15/17	10/15/17	INTER-AMERICAN DEVELOPMENT BANK DTD 10/15/2015 1.250% 10/15/2019	4581X0CR7	25,000,000.00	0.00	156,250.00	156,250.00			
10/15/17	10/15/17	INTER-AMERICAN DEVELOPMENT BANK DTD 10/15/2015 1.250% 10/15/2019	4581X0CR7	25,000,000.00	0.00	156,250.00	156,250.00			
10/15/17	10/15/17	US TREASURY NOTES DTD 04/15/2016 0.875% 04/15/2019	912828Q52	25,000,000.00	0.00	109,375.00	109,375.00			
10/17/17	10/17/17	FFCB BONDS DTD 04/17/2017 1.320% 04/17/2019	3133EHFK4	25,000,000.00	0.00	165,000.00	165,000.00			
10/18/17	10/18/17	FFCB NOTES DTD 04/12/2016 0.750% 04/18/2018	3133EF3B1	50,000,000.00	0.00	187,500.00	187,500.00			
10/19/17	10/19/17	FNMA BENCHMARK NOTE DTD 09/01/2015 1.125% 10/19/2018	3135G0E58	12,000,000.00	0.00	67,500.00	67,500.00			
10/19/17	10/19/17	FNMA BENCHMARK NOTE DTD 09/01/2015 1.125% 10/19/2018	3135G0E58	25,000,000.00	0.00	140,625.00	140,625.00			
10/20/17	10/20/17	FHLMC AGENCY NOTES DTD 04/20/2017 1.375% 04/20/2020	3137EAEF2	25,000,000.00	0.00	171,875.00	171,875.00			
10/21/17	10/21/17	INTL BK RECON & DEVELOP NOTES DTD 03/21/2017 1.875% 04/21/2020	459058FZ1	25,000,000.00	0.00	273,500.00	273,500.00			
10/23/17	10/23/17	CBA AUSTRALIA NY FLOATING CERT DEPOS DTD 03/23/2017 1.559% 03/23/2018	20271EMG1	50,000,000.00	0.00	60,558.55	60,558.55			
10/24/17	10/24/17	FANNIE MAE GLOBAL NOTES DTD 10/25/2016 1.000% 10/24/2019	3135G0R39	25,000,000.00	0.00	125,000.00	125,000.00			
10/25/17	10/25/17	FHLB NOTES DTD 02/27/2015 1.125% 04/25/2018	3130A4GJ5	30,000,000.00	0.00	168,750.00	168,750.00			
10/25/17	10/25/17	ROYAL BANK OF CANADA NY CD (FLOAT) DTD 05/25/2017 1.418% 05/25/2018	78009NT89	25,000,000.00	0.00	29,525.42	29,525.42			
10/26/17	10/26/17	BANK OF NOVA SCOTIA HOUSTON FLOATING CD DTD 09/26/2017 1.450% 09/26/2018	06417GYW2	25,000,000.00	0.00	30,173.54	30,173.54			



Managed Account Security Transactions & Interest

For the Month Ending **October 31, 2017**

SAN BERNARDINO COUNTY - 76990800

Transaction Type		Security Description	CUSIP	Par	Principal Proceeds	Accrued Interest	Total	Realized G/L Cost	Realized G/L Amort Cost	Sale Method
Trade	Settle									
INTEREST										
10/26/17	10/26/17	FHLMC NOTES (EX-CALLABLE) DTD 04/26/2016 1.050% 10/26/2018	3134G8YU7	50,000,000.00	0.00	262,500.00	262,500.00			
10/26/17	10/26/17	WESTPAC BANKING CORP CD (FLOATING) DTD 03/24/2017 1.540% 03/26/2018	96121T3E6	25,000,000.00	0.00	32,048.54	32,048.54			
10/26/17	10/26/17	FANNIE MAE GLOBAL NOTES DTD 09/24/2012 0.875% 10/26/2017	3135G0PQ0	25,000,000.00	0.00	109,375.00	109,375.00			
10/26/17	10/26/17	INTL BK OF REC & DEV NOTE (EX-CALLABLE) DTD 04/26/2016 1.250% 04/26/2019	459058FC2	25,000,000.00	0.00	156,250.00	156,250.00			
10/31/17	10/31/17	US TREASURY NOTES DTD 10/31/2014 1.500% 10/31/2019	912828F62	25,000,000.00	0.00	187,500.00	187,500.00			
10/31/17	10/31/17	CALIFORNIA ASSET MANAGEMENT PROGRAM	CAMPMF025	0.00	0.00	185,528.76	185,528.76			
10/31/17	10/31/17	BANK OF THE WEST MONEY MARKET FUND	BKOFWEST7	0.00	0.00	210,040.64	210,040.64			
10/31/17	10/31/17	STONECASTLE FICA	FICAMF003	0.00	0.00	42,466.89	42,466.89			
10/31/17	10/31/17	US TREASURY NOTES DTD 10/31/2013 1.750% 10/31/2020	912828WC0	50,000,000.00	0.00	437,500.00	437,500.00			
10/31/17	10/31/17	US TREASURY NOTES DTD 04/30/2015 1.375% 04/30/2020	912828K58	50,000,000.00	0.00	343,750.00	343,750.00			
10/31/17	10/31/17	FIDELITY GOV'T MM FUND 2642	31607A703	0.00	0.00	814.07	814.07			
10/31/17	10/31/17	FEDERATED GOVT OBLIGATIONS FUND	608919718	0.00	0.00	792.75	792.75			
Transaction Type Sub-Total				1,117,000,000.00	0.00	5,261,999.60	5,261,999.60			

MATURITY										
10/02/17	10/02/17	JP MORGAN SECURITIES LLC COMM PAPER DTD 01/05/2017 0.000% 10/02/2017	46640PX24	40,000,000.00	40,000,000.00	0.00	40,000,000.00	261,066.67	0.00	
10/02/17	10/02/17	NORDEA BANK FINLAND NY CERT DEPOS DTD 04/27/2017 1.130% 10/02/2017	65590AFZ4	50,000,000.00	50,000,000.00	247,972.22	50,247,972.22	0.00	0.00	



Managed Account Security Transactions & Interest

For the Month Ending **October 31, 2017**

SAN BERNARDINO COUNTY - 76990800

Transaction Type		Security Description	CUSIP	Par	Principal Proceeds	Accrued Interest	Total	Realized G/L Cost	Realized G/L Amort Cost	Sale Method
Trade	Settle									
MATURITY										
10/02/17	10/02/17	SVENSKA HANDELSBANKEN NY CERT DEPOS DTD 05/11/2017 1.170% 10/02/2017	86958JNE5	50,000,000.00	50,000,000.00	234,000.00	50,234,000.00	0.00	0.00	
10/04/17	10/04/17	BANK TOKYO MITSUBISHI UFJ LTD COMM PAPER -- 0.000% 10/04/2017	06538BX40	210,000,000.00	210,000,000.00	0.00	210,000,000.00	46,958.33	0.00	
10/06/17	10/06/17	JP MORGAN SECURITIES LLC COMM PAPER DTD 01/09/2017 0.000% 10/06/2017	46640PX65	35,000,000.00	35,000,000.00	0.00	35,000,000.00	136,033.33	0.00	
10/11/17	10/11/17	RABOBANK NEDERLAND NV NY COMM PAPER -- 0.000% 10/11/2017	21687AXB4	35,000,000.00	35,000,000.00	0.00	35,000,000.00	175,544.44	0.00	
10/11/17	10/11/17	BANK OF TOKYO MITSUBISHI COMM PAPER -- 0.000% 10/11/2017	06538BXB4	225,000,000.00	225,000,000.00	0.00	225,000,000.00	51,625.00	0.00	
10/12/17	10/12/17	CREDIT AGRICOLE CIB NY COMM PAPER DTD 10/05/2017 0.000% 10/12/2017	22533TXC5	215,000,000.00	215,000,000.00	0.00	215,000,000.00	6,927.78	0.00	
10/13/17	10/13/17	NATIXIS NY BRANCH COMM PAPER DTD 10/06/2017 0.000% 10/13/2017	63873JXD7	160,000,000.00	160,000,000.00	0.00	160,000,000.00	5,155.56	0.00	
10/16/17	10/16/17	NATIXIS US BRANCH COMM PAPER -- 0.000% 10/16/2017	63873JXG0	110,000,000.00	110,000,000.00	0.00	110,000,000.00	10,633.33	0.00	
10/17/17	10/17/17	NATIXIS US BRANCH COMM PAPER -- 0.000% 10/17/2017	63873JXH8	45,000,000.00	45,000,000.00	0.00	45,000,000.00	1,450.00	0.00	
10/18/17	10/18/17	NATIXIS US BRANCH COMM PAPER -- 0.000% 10/18/2017	63873JXJ4	45,000,000.00	45,000,000.00	0.00	45,000,000.00	1,450.00	0.00	
10/19/17	10/19/17	NATIXIS US BRANCH COMM PAPER -- 0.000% 10/19/2017	63873JXK1	65,000,000.00	65,000,000.00	0.00	65,000,000.00	2,094.44	0.00	
10/20/17	10/20/17	NATIXIS NY BRANCH COMM PAPER DTD 01/23/2017 0.000% 10/20/2017	63873JXL9	40,000,000.00	40,000,000.00	0.00	40,000,000.00	1,288.89	0.00	
10/23/17	10/23/17	NATIXIS US BRANCH COMM PAPER -- 0.000% 10/23/2017	63873JXP0	35,000,000.00	35,000,000.00	0.00	35,000,000.00	3,383.33	0.00	
10/24/17	10/24/17	NATIXIS NY BRANCH COMM PAPER DTD 10/17/2017 0.000% 10/24/2017	63873JXO8	20,000,000.00	20,000,000.00	0.00	20,000,000.00	644.44	0.00	



Managed Account Security Transactions & Interest

For the Month Ending **October 31, 2017**

SAN BERNARDINO COUNTY - 76990800

Transaction Type		Security Description	CUSIP	Par	Principal Proceeds	Accrued Interest	Total	Realized G/L Cost	Realized G/L Amort Cost	Sale Method
Trade	Settle									
MATURITY										
10/25/17	10/25/17	AMERICAN HONDA FINANCE COMM PAPER -- 0.000% 10/25/2017	02665JXR6	35,000,000.00	35,000,000.00	0.00	35,000,000.00	139,027.78	0.00	
10/26/17	10/26/17	FANNIE MAE GLOBAL NOTES DTD 09/24/2012 0.875% 10/26/2017	3135G0PO0	25,000,000.00	25,000,000.00	0.00	25,000,000.00	(44,575.00)	0.00	
10/30/17	10/30/17	NATIXIS US BRANCH COMM PAPER -- 0.000% 10/30/2017	63873JXW5	154,000,000.00	154,000,000.00	0.00	154,000,000.00	14,886.67	0.00	
10/31/17	10/31/17	NATIXIS NY BRANCH COMM PAPER DTD 08/29/2017 0.000% 10/31/2017	63873JXX3	75,000,000.00	75,000,000.00	0.00	75,000,000.00	2,416.67	0.00	
Transaction Type Sub-Total				1,669,000,000.00	1,669,000,000.00	481,972.22	1,669,481,972.22	816,011.66	0.00	
Managed Account Sub-Total					(209,396,038.19)	5,318,360.41	(204,077,677.78)	816,011.66	0.00	
Total Security Transactions					(209,396,038.19)	5,318,360.41	(204,077,677.78)	816,011.66	0.00	